



47QSCA18D000V



## **IMPERIALSERIES**

### **Executive Furniture**

Get an entirely new and luxurious office with ease when you use this contemporary executive Imperial series. Designed for quality and style, this set is constructed of hardwood solids and rich wood veneers. Details such as recessed metal drawer pulls, raised feet, and molding give this set a truly unique and contemporary look and feel. Enjoy increased functionality, ample storage space from guests and employees alike.

**Order Now +82-31-943-3694 / [leenbricks@gmail.com](mailto:leenbricks@gmail.com)**

# Executive HeightAdjustable Desk



**BRNU-ADR**  
**72" / 84"W x 32"D x 24"~48"H**

## **BRONX SERIES**

### **Executive Furniture**

**Vary your day by alternating standing and sitting poses**

**with this executive height adjustable desk.** Finished in the same rich veneers and solids as Bronx series, you can now marry a classic look with modern functionality.

This executive height adjustable desk has comprised of hardwood solids and veneers in a rich finish. Three inset utility drawers and two file drawers provide space for small supplies, and the synchronized dual-motor height adjustment is concealed in the desk legs. It also provides four memorizing controller to set each heights.



Fast Deliver



Full Service Installation 1



0 yearsWarranty



Eco Friendly



EXECUTIVE	4-31
LAMINATE	32-37
CHAIR	38-57
CUBICLE	58-69
SOFA	70-75
CONFERENCE	76-83
STORAGE AND FILING	84-93
BREAK ROOM	94-99
SPECIAL USE	100-111
DORMITORY	112-113

## ORDER INFORMATION

Tel. +82-31-943-3694

Mobile. +82-10-4107-7297

Email. [leenbricks@gmail.com](mailto:leenbricks@gmail.com)

### 10 YEARS WARRANTY GUARANTEE

LEES CO., LTD. guarantees its merchandise against defects in materials and workmanship for the ten(10) years of the products. Normal wear on products is excluded. Defective parts will be replaced, free of charge.



# Imperial Series



**L-Shaped Desk with Hutch**



Carved Leg



Keyboard Tray



Hand-crafted Molding



Hand-crafted Molding



Task Light

**Get an entirely new and luxurious office with ease when you use this contemporary executive Imperial series.** Designed for quality and style, this set is constructed of hardwood solids and rich wood veneers. Details such as recessed metal drawer pulls, raised feet, and molding give this set a truly unique and contemporary look and feel. Enjoy increased functionality, ample storage space, and compliments from guests and employees alike.



## Double Pedestal Desk

- Worksurface: Solid wood finish with hand-crafted edge
- Two grommets with covers on work surface
- Wire management system
- Full height Solid wood modesty panel and end panel
- Drawer Finish: Solid wood finish / Lock standard at top right / Drawer pull / Full extension box and file drawer
- Pencil tray and drawer dividers for each drawer
- Equipped for hanging folders, letter front-to-back, side-to-side or legal filing
- Solid wood carved legs





**L-Shaped Desk**



Auto Power Strip



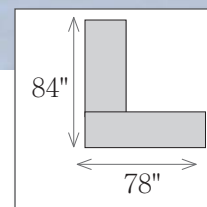
Pedestal Drawer



Legal Filing



Letter Filing



Dimension

**Executive L-shaped desk** (W 78"x D 84" x H 31") features a unique sunburst design that captures the workmanship and detail that was put into making these pieces. Center drawer has a drop front for use as a drawer or keyboard tray. Utility drawers offer ample storage for office supplies or personal items. Drop in writing insert and pencil tray are also included with the drawers. File drawers accommodate letter- or legal-sized hanging files for all of your filing needs.

NO	Model#	WxDxH
A	IMPDR782L/R	78"x84"x32"
	VOGH-078H	78"x16"x47"
B	IMPR78D	78"x33"x31"
C	IMPDR783L/R	84"x84"x32"
D	VOGH-078H	78"x16"x47"



**Executive Desk Hutch**



**Storage and Credenza**

**Earn office clout with these contemporary executive Imperial Series.** The Imperial wardrobe, half door cabinet and bookcase add function as well as professional appeal to your office. The rich wood solid, veneer and gleaming brass-finish hardware give your space CEO style at an affordable price.



**Wardrobe**



**Bookcase**



**Half Door Cabinet**



**Storage Credenza**


**Elegant, contemporary and modern, this Imperial storage credenza is ideal for executive offices.**

This versatile storage unit features one shelf, four hanging file drawers to maximize your storage space. Use the surface to hold a printer, stack literature or display decorative items. Letter and legal filing are available by using drawer divider.





**Racetrack Conference Table**



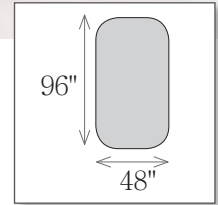
Hand-crafted  
Wood Edge



Auto Power Strip



Hand-crafted  
Molding Pedestal



Dimension

**Our 8' Racetrack Conference Table enables you to design a fantastic conference room setting at an affordable price.** Dedicated conference rooms are essential in today's competitive business climate. Executives, customers and guests appreciate a private area where they feel comfortable having open discussions. Imperial racetrack conference table helps make work easier. Set up your conference room with the convenient versatility and traditional style with our conference table.

NO	Model#	WxDxH
Ⓐ	IMPWNW36	36"x24"x78"
Ⓑ	IMPB78S2	36"x18"x78"
Ⓒ	IMPB72HD2	36"x18"x78"
Ⓓ	VOGC-0202Z	78"x24"x31"
Ⓔ	IMPRT096C	96"x48"x31"



Conference Table – Top View



**Rectangular Conference Table**



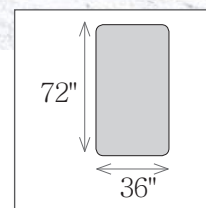
Auto Power Strip



Hand-crafted  
Molding Pedestal



Hand-crafted  
Wood Edge



Dimension

**Traditional style meets elegant detailing in this 6' rounded rectangular conference table.**

Special details on the surface and base make this table stand out and become the focal point of any conference room. Eight people can sit comfortably around this table, making it the perfect spot to brainstorm ideas with a team or present important information.



Lateral File



**Guest Chair**

- Solid wood finish frame
- Vinyl padded seat
- Button-tufted back
- Open arm
- Easy to clean and maintain
- Scratch resistant
- High density foam sponge

**Warm, functional and ideal for any office space, contemporary two drawer lateral file can easily hold your important documents.**





**Round Table**

**LEES's 48" Round Table enables you to design a fantastic small meeting room or your office at a reasonable price.** Dedicated meeting rooms are essential in today's competitive business climate. Executives, customers and guests appreciate a private area where they feel comfortable having open discussions. Plus, the round style promotes easy communication.

Sophisticated appearance of our 48" Round Table will coordinate well with any business environment. Solid wood finished, high-gloss wood veneers on tabletop and base make a quality presentation. Floor-level hardwood trim helps protect the veneer for long-lasting beauty.

NO	Model#	WxDxH
Ⓐ	IMPRC072TC	72"x36"x31"
Ⓑ	IMPGTC-A	23"x24"x34"
Ⓒ	VOGIL33FF	36"x20"x31"
Ⓓ	IMPR48RT	48"x48"x31"
Ⓔ	IMPCFF-T	48"x24"x18"



**Coffee Table**

- Solid wood finish with handcrafted wood edge
- High gloss top surface
- Easy to clean and maintain / Scratch resistant
- A fixed lower shelf between legs
- Four carved legs

# Bronx Series



L-Shaped Desk with Hutch



Hand-crafted  
Molding



Keyboard Tray



Signature  
3 Line Molding



Pedestal Drawer



Task Light

**The Bronx series offers a rich traditional style, details, and superb craftsmanship, making this L-desk with a hutch an excellent addition to your workspace.**

The fine craftsmanship and elegant design radiate warmth and reliability, and it contains plenty of storage space for important documents and files, as well as smaller office supplies.



## Double Pedestal Desk

- Worksurface: Solid wood finish with hand-crafted edge
- Two grommets with covers on work surface
- Wire management system
- Full height Solid wood modesty panel and end panel
- Drawer Finish: Solid wood finish / Lock standard at top right / Drawer pull / Full extension box and file drawer
- Pencil tray and drawer dividers for each drawer
- Equipped for hanging folders, letter front-to-back, side-to-side or legal filing
- Solid wood carved molding and base






**L-Shaped Desk**



Auto Power Strip



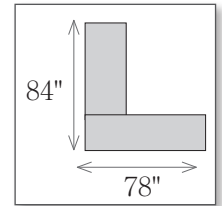
Hand-crafted  
Edge



Legal Filing



Letter Filing



Dimension

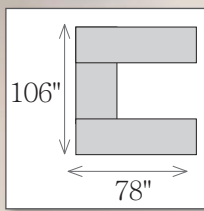
**Executive L-shaped desk** (78"W x 84"D x 31"H) features a unique sunburst design that captures the workmanship and detail that was put into making these pieces. Center drawer has a drop front for use as a drawer or keyboard tray. Utility drawers offer ample storage for office supplies or personal items. Drop in writing insert and pencil tray are also included with the drawers. File drawers accommodate letter- or legal-sized hanging files for all of your filing needs.

NO	Model#	WxDxH
A	BRNDE782L/R	78"x84"x31"
	BRNG78H	78"x16"x47"
B	BRNU78D	78"x33"x31"
C	BRNDE782L/R	78"x84"x31"
D	BRNG84H	84"x16"x47"

\* Custom-made item is available



**Executive Desk Hutch**



Dimension



**U-Shaped Desk with Hutch**

**Instantly enhance the look of your executive office with this striking set from the Bronx series.** The design gives off a traditional look that's sure to turn heads. The Bronx executive U-desk offers computer compatibility with surface grommets and wire management access underneath. A matching hutch increases your storage capacity with two glass-hidden storage cabinets and an open space for easy access to papers, supplies and reading materials.



**Single Door  
Wardrobe**



**Double Door  
Wardrobe**



**Half Glass  
Door Cabinet**





## Storage Credenza

**Add more surface space to your conference room or executive office with this executive storage credenza.** At 31" H, this credenza is perfect for serving beverages and lunch in a conference room, and two storage areas provide plenty of space for housing important supplies. Each storage space includes one adjustable shelf, allowing you to personalize the credenza to suit the needs of the room.

This storage credenza exudes the beauty and high-quality build that you expect from LEES exclusive products. Constructed of rich veneers and hardwood solid detailing, this durable credenza gives off a traditional look that's sure to impress.

NO	Model#	WxDxH
A	BRNDE78U3	78"x105"x78"
	BRNG78H	78"x16"x47"
B	BRNWNW22	22"x24"x78"
C	BRNWNW36	36"x24"x78"
D	BRNB78HG2	36"x20"x78"
E	BRNC78R	78"x24"x31"
F	BRNL34FFF	36"x22"x60"
G	BRNL32F	36"x20"x31"



## Executive Lateral File

- Solid wood finish with hand-crafted wood edge
- Drawer: Solid wood finish / Lock standard at top right / Drawer pull / Full extension box and file drawer
- Equipped for hanging folders, letter front-to-back, side-to-side or legal filing



**Height Adjustable Desk  
BRNU-ADR**



Hand-crafted  
Molding



Controller



Signature  
3 Line Molding



Lowest Height



Highest Height

**Vary your day by alternating standing and sitting poses with this executive height adjustable desk.**

Finished in the same rich veneers and solids as Bronx series, you can now marry a classic look with modern functionality. This executive height adjustable desk has comprised of hardwood solids and veneers in a rich finish. Three inset utility drawers and two file drawers provide space for small supplies, and the synchronized dual-motor height adjustment is concealed in the desk legs. It also provides four memorizing controller to set each heights. The Bronx height adjustable desk measures 72" or 84"W x 32"D x 24"~48"H.



Backside View



Diagonal View





**L-Shaped Reception Desk**  
**BRNRLC078L/R**  
**BRNRLC084L/R**




Hand-crafted  
Molding



Hand-crafted  
Molding



Drawer Pedestal



Drawer Pull



Drawer Pull

## **The Bronx L-shaped reception desk will greet your guests with impressive professional appeal.**

The rich wood veneer and gleaming brass-finish hardware give your space high-class style at an affordable price. This reception desk is constructed of hardwood solids and wood veneer. Traditional moldings, overhanging tops and the brass-finished hardware add to the appeal of this collection. This desk features four box drawers and two letter or legal hanging file drawers that fully extend on ball bearing glides.



Backside View

### **Detailed Specification**

- Solid wood finish with hand-crafted wood edge
- Two grommets with covers on work surface
- Wire management system
- Full height Solid wood modesty panel and end panel
- Drawer Finish: Solid wood finish / Lock standard at top right / Drawer pull / Full extension box and file drawer
- Equipped for hanging folders, letter front-to-back, side-to-side or legal filing
- Counter Top: Solid wood with hand-crafted wood edge
- Solid wood carved legs



## Boat-shaped Conference Table



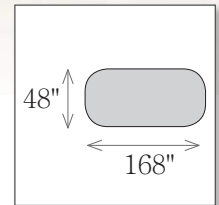
Signature  
3 Line Molding



Auto Power Strip



Hand-crafted  
Wood Edge



Dimension

**Create an impressive board room or conference for your clients, staff and guests with this fantastic boat-shaped conference table.** Convenient built-in cable management increase safety by reining in loose cables, and electric flip power strip makes you easy to connect your devices. This conference table is constructed of hand-selected quality wood solids and veneers. The 2" thick table top gives this piece a more permanent, regal look, and is smartly accented with a beveled edge.

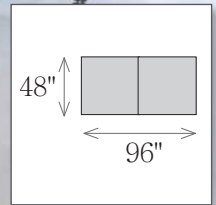


## Lectern

Perfect for auditoriums and conference rooms, this full pedestal lectern makes public speaking more comfortable. This lectern features an ample reading space that measures in at 26.5"W x 22"D and a lip that keeps papers in place so that the speaker may read from them with ease. Two lower storage spaces are the perfect size for keeping additional reading materials and other supplies.

- Solid wood finish with hand-crafted wood edge
- Solid wood carved molding and base
- Solid wood drawer with full extension side rails
- Wire management system






Dimension

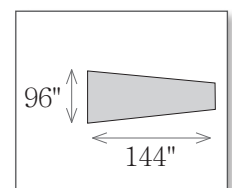

## Rectangular Conference Table

**Dress up your conference room in sleek traditional style with our exclusive 8' conference table.** Genuine veneers and solids adorn this table for a rich, sophisticated look. Detailed molding creates a regal appearance that's sure to impress. The 2" thick table edge ensures lasting durability, and an electric flip power strip keeps the table clear of cords. Combine this 8' table with more 4' conference tables from our exclusive extendable table as your business grows. Solid wood conference table certainly deliver a touch of class and creates a sense of sturdiness and stability. This conference table is not only well-made, it should also look as professional. We guarantee 10 years warranty.

NO	Model#	WxDxH
Ⓐ	BRCBB2C160R	160"x48"x31"
Ⓑ	BRCTT-NV	26.5"x22"x48"
Ⓒ	BRNC48T	48"x48"x31"
	BRNC96T	96"x48"x31"
	BRNC144T	144"x48"x31"
	BRNC192T	192"x48"x31"
Ⓓ	BRNCUV1C144T	144"x96"x31"



## V-shaped Conference Table



Dimension

\* Custom-made item is available



**Round Table**

**LEES's 42" Round Table enables you to design a fantastic small meeting room or your office at a reasonable price.** Dedicated meeting rooms are essential in today's competitive business climate. Executives, customers and guests appreciate a private area where they feel comfortable having open discussions. Plus, the round style promotes easy communication. This table will be well matched with Bronx guest chair.



**Vertical Type**

### Display Case

- Solid wood finish with hand-crafted wood edge
- Front: Plexiglass doors with wood frame for entry into display case
- Rear: Mirrored glass back / Fixed to solid wood frame
- Side: Mirrored glass side panel / Fixed to solid wood frame
- Height adjustable glass shelves



**Lateral Type**





**Guest Chair & Coffee Table**

**Make visitors' first impression of your business a great one by creating an inviting and comfortable reception area.** LEES-exclusive Bronx series coffee Table and guest chair were designed

to offer popular traditional styling with modular convenience at an affordable price. With solids and veneers construction, these coffee table and guest chair gives off a professional look and promises years of durability. Add these items to your office or reception area to get visitor's impression.

NO	Model#	WxDxH
Ⓐ	BRNR42RT	42"x42"x31"
Ⓑ	BRCD036V	36"x24"x78"
Ⓒ	BRCD072H	72"x21"x48"
Ⓓ	BRNGTC-A	23"x24"x34"
Ⓔ	BRNCFF-T	48"x24"x18"

\* Custom-made item is available



### Guest Chair

- Solid wood finish frame with stretcher
- Vinyl padded seat and back
- Open and rounded arm
- Easy to clean and maintain
- High density foam sponge



### Coffee Table

- Solid wood finish with hand-crafted wood edge
- High gloss top surface
- Easy to clean and maintain

# Modernity Series



L-Shaped Desk with Hutch



Hand-crafted  
Molding



Keyboard Tray



Hand-crafted  
Molding



Drawer Pull



Task Light

**Modernity cabinets feature distressed style that is designed to maximize office space while providing essential functionality and flexibility.** This Modernity cabinets include enough space for display and concealed storage. Flush side molding makes it easy to put any units together to create a library wall for ample storage. Available with Left or Right return desk configuration. Ships fully assembled - attach hutch to desk and return to desk.



## Double Pedestal Desk

- Worksurface: Solid wood finish with hand-crafted edge
- Two-tone colored desk (Cherry and Dark Navy color)
- Two grommets with covers on work surface
- Wire management system
- Full height Solid wood modesty panel and end panel
- Drawer Finish: Solid wood finish / Lock standard at top right / Drawer pull / Full extension box and file drawer
- Pencil tray and drawer dividers for each drawer
- Equipped for hanging folders, letter front-to-back, side-to-side or legal filing
- Solid wood carved molding and base







L-Shaped Desk




Auto Power Strip



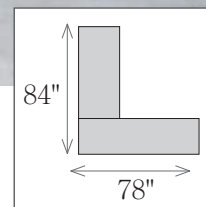
Pedestal Drawer



Legal Filing



Letter Filing



Dimension

**Enjoy new luxurious with our Modernity series for the Workplace.** You've made it, and now it's time to savor the moment. This fine executive office, part of a collection designed exclusively for LEES, exemplifies professionalism, integrity, and hard work. The same qualities as you. Offering luxurious details and superb craftsmanship, this executive office exudes pride and confidence.

NO	Model#	WxDxH
A	MDNDC782L/R	78"x84"x31"
	MDNR78H	78"x16"x47"
B	MDNM78D	78"x33"x31"
C	MDNDC782L/R	78"x84"x31"
D	MDNR78H	78"x16"x47"



Executive Desk Hutch



**Storage Cabinets**

**Modernity cabinets feature distressed style that is designed to maximize office space while providing essential functionality and flexibility.** This set is quality constructed of hardwood solids and wood veneers in a distressed finish for an eye-catching look that's sure to turn heads in your office.



**Wardrobe**



**Bookcase**



**Half Door Cabinet**



**Storage Credenza**

**This storage credenza in a distressed finish beautifully expands the file, storage and display space in your office.** Four file drawers can hold both letter- and legal-sized documents and roll out on ball bearing slides. The top door locks for added security. This can be used with U-Shaped desk with hutch.





## Rectangular Conference Table



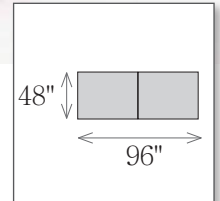
Hand-crafted  
Wood Edge



Hand-crafted  
Molding Pedestal



Auto Power Strip



Dimension

## Bring your style to your space with this Modernity rectangular conference table.

The eye-catching design features a weathered finish with navy solid wood accents. Eight people can sit comfortably around this table. This conference table is constructed with a durable wood veneer and hardwood solid finish that resists scratches and stains. Accenting the pedestals are navy solid wood that gives an unique feel to the piece. There are two electric-flipping power strips to make easier to connect to your devices.

NO	Model#	WxDxH
(A)	MDNEEW22	22"x24"x78"
(B)	MDNM78S2	36"x18"x78"
(C)	MDNG72HD2	36"x18"x78"
(D)	MDNC78E	78"x24"x31"
(E)	MDNI96T	96"x48"x31"

\* Custom-made item is available



Diagonal View



Drawer Pull



Pedestal Drawer



Pedestal Door



Hand-crafted  
Wood Edge



Hand-crafted  
Molding

**Add this eye-catching reception desk to your office and enjoy a functional, stylish piece of furniture that makes your work a little easier.** This beautiful reception desk features a durable wood veneer and hardwood solid construction that gives it its striking good looks. A distressed finish creates a truly unique look that can complement any décor. You can store anything you want according to put different style pedestals. Use this reception desk to create a one-of-a-kind look for your office.



Backside View

### Detailed Specification

- Worksurface finish: Solid wood finish with hand-crafted wood edge
- Two-tone colored desk (Cherry and Dark Navy color)
- Two grommets with covers on work surface
- Wire management system
- Full height Solid wood modesty panel and end panel
- Drawer Finish: Solid wood finish
- Lock standard at top right / Drawer pull / Full extension box and file drawer
- Equipped for hanging folders, letter front-to-back, side-to-side or legal filing





**Coffee Table**

**With Modernity tables and chairs are a handsome accent for a guest lounge area or reception space.** It ties in beautifully with the rest of the Modernity series, to cohesively move employees, clients and visitors through your workspace. It is also an excellent choice for your office, reception area, or a hallway.



**Console Table**

**Bring a contemporary, urban element to your business with this distressed console table.**

Designed to fit in with today's industrial, upcycled style, this table is ideal for a waiting room, reception area, lobby or as an accent piece in a private office.



**End Table**

- Solid wood finish with hand-crafted wood edge
- High gloss top surface
- Easy to clean and maintain / Scratch resistant
- A fixed lower shelf between legs
- Tapered legs



**Guest Chair**

- Solid wood finish frame
- Vinyl padded seat
- Open wooden back and arm
- Easy to clean and maintain
- Scratch resistant

NO	Model#	WxDxH
Ⓐ	MDNCFF-T	48"x24"x18"
Ⓑ	MDNCT-A	48"x20"x33"
Ⓒ	MDNETT-T	24"x24"x24"
Ⓓ	MDNGTC-A	23"x24"x34"

# Luxe Series



## Executive Workstation




Hand-crafted  
Molding



Keyboard Tray



Signature  
Embossed Molding



Drawer Pull



Task Light

**The Luxe series offers a rich traditional style, details, and superb craftsmanship, making this L-desk with a hutch an excellent addition to your workspace.** The fine craftsmanship and elegant design radiate warmth and reliability, and it contains plenty of storage space for important documents and files, as well as smaller office supplies.

Anchor your work space in traditional style and add essential organization appeal with this elegant desk. More than just stylish, this desk also features six drawers, a flip-down keyboard tray and a cord management system to help keep your space organized.



## Double Pedestal Desk

- Worksurface: Solid wood finish with hand-crafted edge
- Natural oak color finish
- Two grommets with covers on work surface
- Wire management system
- Full height Solid wood modesty panel and end panel
- Drawer Finish: Solid wood finish / Lock standard at top right / Drawer pull
- Full extension box and file drawer
- Pencil tray and drawer dividers for each drawer
- Equipped for hanging folders, letter front-to-back, side-to-side or legal filing
- Solid wood carved molding and base





**U-Shaped Desk with Hutch**



Auto Power Strip



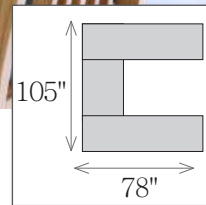
Hand-crafted  
Edge



Legal Filing



Letter Filing



Dimension

## Give your office professional appeal with this Luxe U-shaped desk with hutch.

Included in this set is one Main shaped desk with a bridge and a credenza, a hutch. The Luxe U-shaped desk and hutch are constructed of hardwood solids and veneers. The signature embossed molding lends this U-shaped desk and hutch a distinct contemporary flair.

All drawers lock and roll on ball bearing slides, full extension for the file drawer and .75 extension for the box drawers. The file drawer also has heavy duty rods for hanging file folders.

NO	Model#	WxDxH
Ⓐ	LUXD78P	78"x33"x31"
	LUXD84P	84"x33"x31"
Ⓑ	LUXDP78U3	78"x105"x31"
	LUXG78H	78"x16"x47"
Ⓒ	LUXG78H	78"x16"x47"
	LUXG84H	84"x16"x47"

\* Custom-made item is available



**Executive Desk Hutch**



**Storage Cabinet Set**

**Storage cabinet set of Luxe series is a transitional furniture design with hardwood solids and veneers.** Vertical fluting, dentil molding and light distressing add character and aesthetic appeal. This series is a great addition to any office and will surely last for generations. Of course, You can buy it separately.



**Bookcase**



**Wardrobe**



**Half Glass  
Door Cabinet**



**Storage Credenza**

**Bring an awe-inspiring new look into your office with this traditional storage credenza.** Luxe series traditional storage credenza is constructed of hardwood solids and veneers with a solid wood base and moldings.





## Rectangular Conference Table



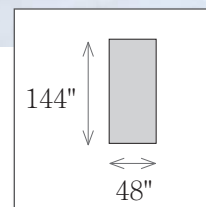
Hand-crafted  
Edge



Auto Power Strip



Signature Triangle  
Pedestal



Dimension

## Form and function come together beautifully with the Luxe 12' conference table.

The table's modular construction makes it easy to transport, set up and adjust to changing group sizes. The Luxe 12' conference table is constructed of hardwood veneers and solids, and has a hand-crafted edge.

The 12' tabletop is supported by sturdy signature triangle pedestal, and the convenient built-in electric flipping power strips are included. These are not only functional but adds to the contemporary style of this piece. The table seats ten people comfortably.

NO	Model#	WxDxH
Ⓐ	LUXB78S2	36"x18"x78"
Ⓑ	LUXHNW36	36"x24"x78"
Ⓒ	LUXB78HG2	36"x20"x78"
Ⓓ	LUXC78R	78"x24"x31"
Ⓔ	LUXY144T	144"x48"x31"



Diagonal View

\* Custom-made item is available



Front View



Diagonal View

**The Luxe corner display case is hand-crafted for that timeless elegant look. Its molding beautifully accents the exterior of these solid and veneer cases.** Display your awards, trophies, products, and mementos with modern flare and high style. The fusion of a solid and veneer pentagonal framing with clear glass panel make an artistic statement.



Buffet and Hutch

**Give your dining space an air of elegance with this beautiful buffet and hutch set, which features tasteful carving and is finished with brass accents and drawer handles.** The lovely medium oak finish of the set matches any dining room décor imaginable. The hutch shows off your finest china, while the storage in the buffet has space for more dining room items.

This buffet and hutch cabinet is constructed with a durable wood veneer and hardwood solid finish that resists scratches and stains. Built-in lighting helps highlight your most important awards.

- Solid oak veneer Ash solids
- 7-ply solid wood plywood core with 1" lumber-banded panel
- Double doweled and reinforced with screws and glue at joint
- Tempered glass doors and glass shelves
- 7 Times coating for finish





**Coffee Table**

**Add elegance to your office or reception area with this beautiful tables and chairs from LEES's Luxe series.** Rich wood veneers and solids with a high-gloss finish are beautifully accented with handcrafted inlays. Handcrafted hardwood edges around the top and Signature embossed moldings show attention to detail.



**Console Table**

**Great for a foyer or entryway with its residential look,** this console table can sit against a wall and offer convenient surface space for setting out informational leaflets, board games, snacks, seasonal displays and other items that aid senior living communities and assisted living facilities.



**End Table**

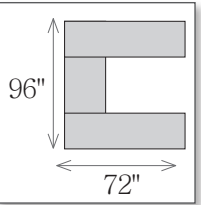
- Solid wood with hand-crafted wood edge
- High gloss top surface
- Easy to clean and maintain
- Scratch resistant
- Tapered legs



**Guest Chair**

- Solid wood finish frame
- Vinyl padded seat
- Open wooden back and arm
- Easy to clean and maintain
- Scratch resistant

NO	Model#	WxDxH
(A)	LUCC032C	32"x32"x78"
(B)	LQSH-DH01K LQSC-DS03K	48"x17"x36" 49"x18"x32"
(C)	LUXCFF-T	48"x24"x18"
(D)	LUXCT-A	48"x20"x33"
(E)	LUXETT-T	24"x24"x24"
(F)	MDNGTC-A	23"x24"x34"



Dimension

### U-Shaped Desk with Hutch



Drawer Pull



Keyboard Tray



Full extension  
file drawer



Bridge Desk



Extension Desk

**Create a solid starting point for your success with LEES.** High pressure laminate finish resists stains and scratches. U-Desk is fully reversible. Full-extension locking pedestals with one utility drawer and one file drawer in each. Two grommet holes provided on executive desk. Task lights under hutch doors.

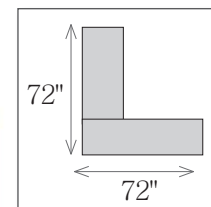
Personalize your office suite with this versatile collection of laminate desk and storage solutions that can be combined in a variety of ways to fit any work style or space. All components feature attractive scratch- and stain-resistant laminate for an unbeatable combination of stunning beauty and rugged durability. Get the fundamentals and much more with the LEES laminates.



### Double Pedestal Desk

- High pressure laminate finish with wood grain edge
- Two grommets on worksurface
- Wire management system
- Full height modesty panel
- Drawer: High pressure laminate finish with wood grained finish
- Lock standard at bottom right / Drawer pulls
- Equipped for hanging folders, letter front-to-back, side-to-side or legal filing
- Multi outlets(110voltage) and LAN/TEL ports are available as an option





Dimension

## L-Shaped Desk

**This L-desk is a great affordable investment for your office because of the durable laminate surfaces.** All of the surfaces are scuff and scratch resistant, plus easy to clean. This L-desk is designed with clean lines and a wood-grain finish that will blend well with most décor.

Desk can be set up with a left or right return. Feel confident that important documents are secure in two locking pedestals. There is plenty of storage space with two box drawers and three letter/legal file drawers.



## Pedestal Drawer

- High pressure laminate finish with wood grain edge
- Lock standard at bottom right / Drawer pulls
- Equipped for hanging folders, letter front-to-back, side-to-side or legal filing
- Four casters / Steel ball bearing drawer slides
- Full extension file drawer

## Laminate Color Variations



NO	Model#	WxDxH
A	HUBD-0102R	72"x30"x30"
	HUBBR-1067	42"x24"x30"
	HUBC-0093D2	72"x24"x30"
	HUBH-0102	72"x15"x36"
B	HUBD-0102R	72"x30"x30"
C	HUBD-0202L/R	72"x72"x30"
D	HUBDP-12BBF	15.5"x22"x29"
E	HUBDP-11FF	15.5"x22"x29"
F	HUBH-0102	72"x15"x36"



## Desk Hutch



**Storage Credenza**

**Add this storage credenza anywhere in your office that would benefit from extra storage and surface space.** Laminate surfaces protect against scratches and stains while PVC edging prevents any unwanted chips. Two doors and four drawers conceal five separate storage compartments. One adjustable shelf inside doors so this unit can be customized to suit your office's needs. Adjustable leveling glides compensate for uneven floors. Place this storage credenza in your office, conference room, or anywhere needing extra storage space with a professional look.



**Printer Cabinet**



**Lateral File**



**Combo Storage**



**Bookcase**

**Place work materials, resources, decorative accents and more on this attractive laminate bookcase.**

**Bring flexible storage to your space with this storage cabinet.**

This storage cabinet will give you the appearance of built-in cabinetry. Also, we can change it as wardrobe if you want.



**Wardrobe/Storage**





## Racetrack Conference Table

**Employees and guests will enjoy having meetings when they are held around this racetrack or rectangular conference table.** These conference tables will seat many people comfortably. They feature classic simplicity that will complement any style. These conference tables have a laminate finish that will resist scratches and stains.

These conference tables are finished in high performance thermally fused 1" thick laminate that is mar, burn and impact resistant. The base has .75" adjustable glides to compensate for uneven surfaces. A half modesty panel runs between the bases for a professional touch.



## Round Table

- High pressure laminate finish with wood grain edge
- Easy to clean and maintain
- Scratch resistant
- Height adjustable glides
- 36", 42", 48", 60" are available

NO	Model#	WxDxH
Ⓐ	HUBC-0072D2	72"x22"x29"
Ⓑ	HUBC36-2L	36"x22"x29"
Ⓒ	HUBL36-2F	36"x22"x29"
Ⓓ	HUBL36-CF	36"x22"x29"
Ⓔ	HUBS-3FN	32"x14"x48"
	HUBS-5FN	32"x14"x72"
Ⓕ	HUBW-5D	36"x22"x72"
Ⓖ	HENC120RC	120"x48"x30"
Ⓗ	HENC42R	42"x42"x30"
Ⓘ	HENC96RC	96"x48"x30"



## Rectangular Conference Table

### Laminate Color Variations



Beech



Cherry



Dark  
Cherry



Mahogany



Metallic  
Gray



Walnut

## Freestanding Desk



### L-Type Desk(L/R)

LD1600L/R (W)63" x (D)48" x (H)28"

LD1800L/R (W)70" x (D)48" x (H)28"



### Standard Rectangular Desk

LD0012 (W)48" x (D)30" x (H)28"

LD0014 (W)55" x (D)30" x (H)28"

LD0016 (W)63" x (D)30" x (H)28"

LD0018 (W)72" x (D)30" x (H)28"



### Standard Rectangular Desk

CN0012 (W)48" x (D)30" x (H)28"

CN0014 (W)55" x (D)30" x (H)28"

CN0016 (W)63" x (D)30" x (H)28"

CN0018 (W)72" x (D)30" x (H)28"



### Wave Type Desk

CNW0012L/R (W)48" x (D)30" x (H)28"

CNW0014L/R (W)55" x (D)30" x (H)28"

CNW0016L/R (W)63" x (D)30" x (H)28"

CNW0018L/R (W)72" x (D)30" x (H)28"



### L-Type Desk(L/R)

CND0016L/R (W)63" x (D)48" x (H)28"

CND0018L/R (W)73" x (D)48" x (H)28"

## Extension Desk



### Corner Unit

CN0012 (W)48" x (D)48" x (H)28"



### Bullet

LDEU0012 (W)48" x (D)24" x (H)28"



### Bullet with 2 Shelves

LDEN0012 (W)48" x (D)24" x (H)28"



### Corner Unit

CNEW0012 (W)48" x (D)48" x (H)28"



### Corner Unit

CNE008 (W)30" x (D)30" x (H)28"



### Corner Unit

CNUW0012 (W)48" x (D)30" x (H)28"



### Bullet with 2 Shelves

CNEE0012 (W)48" x (D)24" x (H)28"



### Bullet

CNUP0012 (W)48" x (D)24" x (H)28"



### Bullet

CNEP0010 (W)39" x (D)39" x (H)28"





**It is very crucial to choose the right partition to divide fresh and effective work space and make a creative office environment.** The partition series is practical and resonable because they are good for moving OA devices easily and shortening the worker's effective moving distance.



**Standard Rectangular Desk**

JT0010 (W)48" x (D)30" x (H)28"

JT0012 (W)55" x (D)30" x (H)28"

JT0014 (W)63" x (D)30" x (H)28"

JT0016 (W)72" x (D)30" x (H)28"

JT0018 (W)72" x (D)30" x (H)28"



**Mobile Pedestal(B/B/F)**

JTPD0304

(W)16" x (D)22" x (H)23"



**Mobile Pedestal(F/F)**

JTPD0204

(W)16" x (D)22" x (H)23"



**Combi Storage(L/R)**

LDU060L/R

(W)24" x (D)24" x (H)28"



**Extension Side Cabinet**

JTDN060

(W)24" x (D)18" x (H)28"



**Combi Storage(L/R)**



**Mobile Pedestal(B/B/F)**

LFD0304

(W)15" x (D)22" x (H)27"



**Mobile Pedestal(F/F)**

LFD0204

(W)15" x (D)22" x (H)27"

### Laminate Color Variations



Beech



Cherry



Dark  
Cherry



Mahogany



Metallic  
Gray



Walnut



**If you're looking for a comfortable, luxurious seating experience, then you want LEES's leather executive chair.** Fine traditional detailing and comes with a 5" thick seat cushion that provides ample comfort. A cable actuated pneumatic gas lift with tilt tension adjustment and tilt lock allow you to adjust this chair to suit your needs, and dual wheel casters make moving it across your executive office a breeze.

This executive chair has leather on the seated surfaces, with matching faux leather upholstery on the non-contact areas. It also features wooden arm trimming, winged cushioning and a sleek wood frame that give it the detailing that separates the good chairs from the great chairs. 5-star wooden base prevents scratching, keeping this chair looking its best for years.



## Equip your reception area, conference room, or private office with our guest chair.

The thick padding on the seat and back make this a comfortable place for guests to wait and read a magazine or sit during meetings. The black cushions and metal frame provide a look that will fit easily with any décor.

This guest chair features a heavy-duty metal frame for lasting durability. The oversized seat supports users up to 350 pounds comfortably. The armrests provide support and also have thick padding for additional comfort while using.



### **LHH-001MBK**

(W)23.2" x (D)24.8" x (H)37.8"

- Color: Black



### **LHH-001MBR**

(W)23.2" x (D)24.8" x (H)37.8"

- Color: Brown



## LCWH-100A

(W)25.6" x (D)22.4" x (H)43.1"~47.3"

- Color: Black / Brown

- **Detailed Specification**

- Back: Steel pipe( $\Phi 25.4 \times 1.8t$ ) + Formed sponge(P/U) + Faux leather + PVC
- Seat: Steel pipe + Formed sponge(P/U) + Faux leather + PVC
- Arm: Wooden(Mahogany) open arm
- Central Bar: Plastic + Steel + Gas cylinder
- Tilt: Steel coil spring / Aluminum parts / Plastic parts / Steel parts
- Tilt Bracket: Steel plate / Circle pipe
- Base: Wooden(Mahogany) 5 star base
- Caster: Plastic(PA6) + Urethane

- **Features**

- High back leather chair / Heavy duty durable chair / 360 degree swivel chair / Synchronized Tilt / Lumber support / Multi-Locking
- Height and Tilt Adjustment / Simple & Modern Design / Wooden 5 Star Base with Casters



Wooden frame and padded arms provide unmatched comfort. The top and sides of the arm pads are faux leather.



This executive chair allows you to match the wood frame to the natural-looking color of your office furniture.



## LMSR-101A

(W)25.4" x (D)22.2" x (H)46.6"~48.8"

- Color: Brown

**Is it time for a new chair? This faux leather chair makes the most of your budget.** The faux leather upholstery is soft like real leather, but won't stain as easily and simply wipes clean. Contrast stitching used throughout gives this chair a rich, distinctive appearance.

The generously sized seating area is 23"W x 20"D and a plush 5.5" thick. The seat is supported by spring coils, which won't break down like regular foams, and we put a knee-tilt mechanism on this model to enhance the tilt-back comfort. Other comfort adjustments include instant seat height control, tilt lock, and tilting tension. This chair offers good looks and comfort at a great price

### Leather Color Variations



### • Detailed Specification

- Back: Steel pipe( $\Phi 25.4 \times 1.8t$ ) + Formed sponge + leather
- Seat: Steel pipe + Formed sponge + leather
- Arm: Steel pipe + Formed sponge + leather
- Central Bar: Plastic + Steel + Gas cylinder
- Tilt: Steel coil spring / Aluminum parts / Plastic parts / Steel parts
- Tilt Bracket: Steel plate / Circle pipe
- Base: 5 star base
- Caster: Plastic(PA6) + Urethane



Front View



Side View



## LMSR-301A

(W)25.2" x (D)22.2" x (H)46.5"~48.6"

- Color: Black

### **Complete any task that comes your way with this faux leather high back chair.**

A firm seat and built in lumbar curve allow you to sit in comfort through your day. Adjust the seat height, tilt tension and tilt lock to make your day even more comfortable.

This chair features a high quality cast aluminum base. The seat and back are upholstered in faux leather that is easily wiped clean, keeping it looking like new for longer. Distinctive contrast stitching adds a stylish element to the chair. Rest your arms comfortably for support on the polished aluminum arms that are covered with polyurethane pads for comfort.



Front View



Rear View

### • Features

- High back leather chair
- Heavy duty durable chair
- 360 degree swivel chair
- Synchronized Tilt
- Lumbar support
- Multi-Locking
- Height and Tilt Adjustment
- Simple & Modern Design
- 5 Star aluminium base
- Dual casters



A Type

#### • Features



##### Back Cushion

Cushion reduces fatigue and protect your back for long hours of sitting.(Removable)



##### Synchro Mechanism

3:1 Back to Seat panel ratio, built-in Synchro Mechanism inclines to the best conditions closer than supporting sitter's movements for less tension on the back and more comfort.

#### Leather Color Variations



LL1



LL2



LL3



LL4

**Add this high back bonded leather managers chair to your office for a professional look that was meant to impress.** Bonded leather upholstery gives off the look of real leather without the high cost or extensive maintenance requirements.

Seat height, tilt tension and tilt lock adjustments provide personalization options that you'll appreciate. This high back bonded leather managers chair includes a 27" five-star base that provides stability and durability that you'll appreciate.

**Our executive chair bring a modern and refined look to any office.**

#### Create Comfort with Leather Chairs.

Super plush leather chairs provide a cushioned seat and give support to head, neck, arms, and back - conducive to focused work.



B Type



## Update your office seating with this high back executive office chair.

Roomy, with ample cushioning, it will keep you comfortable throughout our work day. The high back style lends itself to a executive look than many working professional favor in their offices or home workspaces.



Guest Chair



High Back Chair

**Enjoy the Lasting Comfort of Faux Leather Seating.** The unique and luxurious leather of these chairs suit today's casual executive and looks exceptional in many office settings.

NO	Model#	WxDxH
Ⓐ	LCEH-001A	26.4"x27.2"x45.7"~48"
Ⓑ	LCEH-003A	26.8"x27.2"x45.7"~48"
Ⓒ	LCEK-001A	26.8"x27.2"x45.7"~48"
Ⓓ	LCEK-003A	26.8"x26.8"x39.4"~41.7"
Ⓔ	LCEK-004A	26.8"x26.8"x40.2"



Mid Back Chair



**Bring executive appeal and visual interest to your office with this faux leather executive chair.** Faux leather at a great price make this chair stand out. Not only stylish, this chair is also comfortable and adjustable to each user. Adjustments include seat height, tilt tension and tilt lock.

This modern chair is upholstered in faux leather on all seating surfaces with matching faux leather on the back. The seat cushion is padded with a 1" thick layer of memory foam for ultimate comfort. The arms are height-adjustable and the base is chrome.

### LLX-501S


(W)25.6" x (D)22.4" x (H)46.5"~49.2"



### LLX-502B

(W)25.6" x (D)22.4" x (H)39.4"~42.1"

#### • Features



#### Leather Color Variations



#### Flexible & Active Lumbar Support

The F&A Lumbar Support System works with all types of human body, and mechanically engineered chairs transform into simple but advanced ergonomic structures with adjustable ergonomic structures with adjustable backrest that controls flexibility of the lumbar support to minimize space between your back and the backrest for the healthier sitting postures.



**Providing cool comfort and adjustability, this chair is a great choice for your workplace.** The mesh back allows for cool air to flow to the user's back throughout the day, and your choice of upholstery allows you to mix and match or coordinate throughout your space. Ample ergonomic adjustments allow for a personalized seating experience. Our exclusive premium faux leathered seat retains texture and color, so your chairs keep their good looks longer.



### LLM-203F

(W)24" x (D)23.6" x (H)40.9"



### LLX-201S

(W)24.8" x (D)24" x (H)47.6" ~ 50"

**Mesh-Back comfort, with bonded leather seat.** Timeless style meets longlasting comfort. All chairs feature adjustable lumbar support. Stitched bonded leather, 3" thick seat, adds a note of elegance. The guest chair has a matching bonded leather seat.



Mesh Circulation



### LLM-202B

(W)24.8" x (D)24" x (H)40.6" ~ 42.9"

#### Mesh Color Variations

Back  
(Mesh)



LM1



LM2



## LMM-501S

(W)24.8" x (D)24" x (H)44"~48.1"

- Color: Black

### • Detailed Specification

- Back: Plastic(PA6 + Glassfiber 30%) + Mesh
- Seat: Plastic(PA6 + Glassfiber 30%) + Mesh + Plastic parts + Aluminum parts
- Arm: Steel pipe + Steel structure + Plastic(P.P) cover + Urethane pad + Plastic parts
- Central Bar: PPlastic + Steel structure + Gas cylinder
- Tilt: Aluminum housing + Coil spring(SWC) + Steel structure + Plastic parts
- Caster: Plastic(PA6) + Urethane

### • Features

- Synchronized tilt / Lumber support / Multi-locking / 3 Step limited tilt
- Height & Armpad Adjustable / Mesh back and seat chair / 5 Star base with dual casters



**Breathable mesh comfort creates a comfortable and cool affordable task chair**




It features adjustable seat height and depth and synchro-tilt. The back can also be adjusted in height to provide each user with the perfect fit. The arms can be adjusted in height, width and depth. This chair features an elastic mesh back and seat that provides cool airflow. The base and arms are constructed of nylon with polyurethane arm pads.

### Mesh Color Variations



LM1



LM2



**Complement your office or conference room with the clean, transitional design of this high back task chair.** Not only great looking, this chair also features adjustments to make your sitting experience more comfortable. Adjust the seat height, tilt tension and single position tilt lock to fit each user's comfort level.

This task chair features a breathable mesh back and a thickly padded fabric upholstered seat. The fixed urethane C-arms give it a contemporary feel. This chair can support up to 300 lbs., making this a great chair for conference rooms where the chairs will be used by a variety of guests.



## LMF-101S

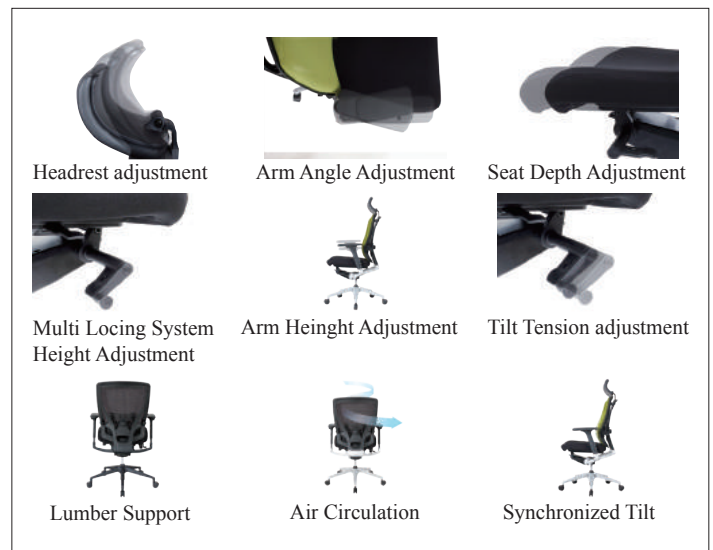
(W)25.6" x (D)24.8" x (H)46.3"~ 49"



## LMF-101S

(W)25.6" x (D)24.8" x (H)38.4"~ 41.1"

### • Features





### LFF-701S

(W)25.6" x (D)22.4" x (H)46.5"~49.2"

**Put this task chair in your office with this fully upholstered slim profile chair with molded foam, for extra user comfort.** This chair has a variety of adjustment options which allows for ultimate comfort during long workdays. This chair would look great in any office and compliment any décor style.

This chair has an upholstered fabric seat and back. The chair features built-in lumbar support and a unique cut-out, which provides ventilation for comfort. The chair features adjustable seat height, tilt lock and tilt tension. It has an adjustable 2:1 synchro tilt. The arms are adjustable and have sliding and swivel arm padding.



### LFF-702B

(W)25.6" x (D)22.4" x (H)39.4"~42.1"

**Make your work day more comfortable by sitting in this fabric task chair.**

#### Affordable Work Essentials













This comfortable selection of value-priced task seating gives you standard ergonomic adjustments and a sturdy, reliable chair.

- Molded fabric seat and back give lumbar support
- Aluminum base has a platinum finish / Meet ANSI/BIFMA safety standards / Dual-wheel carpet casters roll smoothly



#### Fabric Color Variations

Seat / Back  
(Fabric)

					
LF1	LF2	LF3	LF4	LF5	LF6
					
LF7	LF8	LF9	LF10	LF11	LF12

**This task chair is designed with a purpose: to bring cut down price-seating to the workplace.** With clean lines and bold color options, it offers a new take on the tired task chair that is suitable for a variety of environments.

It has the same structure with our chair, LFF-701S, but we changed the material of base to offer you better price.

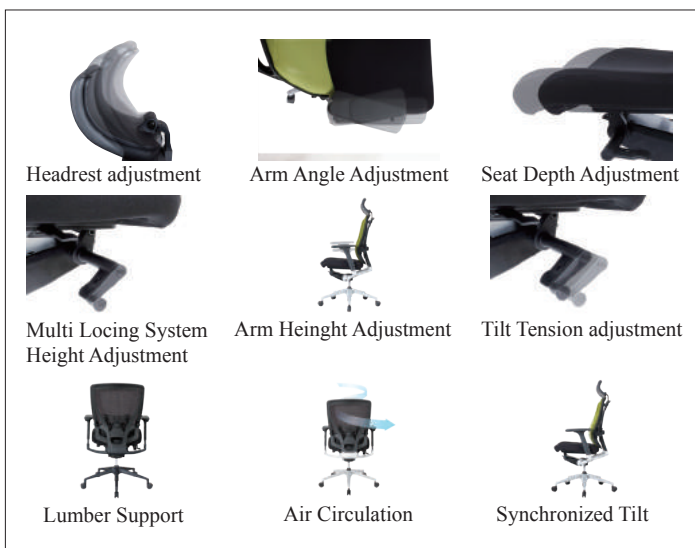
## Comfortable Seating for All !!!



Back View

Side View

### • Features



### LFF-801S

(W)25.6" x (D)22.4" x (H)46.5"~ 49.2"



### LFF-802B

(W)25.6" x (D)22.4" x (H)39.4"~ 42.1"





**With a generously-scaled back and seat, This stool chair comfortably supports a wider range of users.** This mid-back task stool features a full stretch mesh back and seat. Accommodating to users of various heights, the adjustable footring can be moved up and down to the ideal position. Great for collaborate areas with standing height tables or worksurfaces, or a personal workstation, it moves squarely with today's trends.

This stool is constructed with stain-resistant mesh back and seat. The breathable stretch mesh offers exceptional comfort. It comes with a 2 to 1 synchro tilt ratio with tension and upright locking. Synchro-tilt allows the back to recline at a higher ratio than the seat for proper back alignment.

### LST003S

(W)26.7" x (D)24.8" x (H)44.1" ~ 48"

• Color: Dark Gold



Height  
Adjustment  
Tilt Adjustment

Mesh Back and



Foot Support



### LST001B

(W)26.7" x (D)24.8" x (H)44.1" ~ 48"

• Color: Black

**Looking to update your conference room with new chairs? Look no further these mesh mid back task chairs is just what your office needs.** Great for use in any office or conference room these chairs are sure to catch the eyes of your guests and associates.

This chair features built in lumbar support, synchro tilt, adjustable arms, pneumatic height and seat glide. The seat glide allows you to move the seat cushion forward or back. This chair also features a stretch back material that provides natural ventilation. With plenty of fabric and faux leather options to choose from you will be sure to get the look you want. This is for users up to 300 lbs.



## LLM501S

(W)27.2" x (D)26.2" x (H)39.4"~43.3"

### • Detailed Specification

- Back: Steel pipe( $\Phi 25.4 \times 1.8t$ ) + Formed sponge + Mesh
- Seat: Steel pipe + Formed sponge + Fabric
- Arm: Steel pipe + Formed sponge + Urethane
- Central Bar: Plastic + Steel + Gas cylinder
- Tilt: Steel coil spring / Aluminum parts / Plastic parts / Steel parts
- Tilt Bracket: Steel plate / Circle pipe
- Base: 5 star base
- Caster: Plastic(PA6) + Urethane



Front View



Rear View

### Mesh & Fabric Color Variations

Back (Mesh)	LM1	LM2	Seat (Fabric)	LF1	LF2	LF3	LF4	LF5	LF6
				LF7	LF8	LF9	LF10	LF11	LF12



### LTN-101

(W)22.4" x (D)21.3" x (H)34.3"~ 37.8"

**This compact task chair is an economical solution for simple office seating**

**needs.** This chair can be used as a convenient place to sit at a shared workstation, or at a desk that sees regular office use hours.

This chair is upholstered in fabric. In addition to height adjustment, this chair also swivels and has back depth adjustment too. The seat is thickly padded for comfort and the back cushion is encased in a durable polypropylene shell.



Rear View




### LTN-102

(W)18.1" x (D)21.3" x (H)34.3"~ 37.8"

**Adjust to support crucial spots and watch productivity soar ~**

#### Fabric Color Variations





**Simple styling and function make the ideal choice for any office.** This versatile chair features just enough adjustments to keep you comfortable. Adjust the seat height and arm height to your perfect fit. This chair features a 25" diameter base made of steel or nylon with five dual-wheel hard casters. The seat and back are upholstered in fabric and a layer of memory foam in the seat makes this a comfortable place to sit even after long hours.



Front View




Rear View



### LTZ-201

(W)22.4" x (D)21.3" x (H)34.3"~ 37.8"

### Fabric Color Variations



Front View



Rear View



### LTZ-202

(W)18.1" x (D)21.3" x (H)34.3"~ 37.8"



### LGL-010

(W)23.2" x (D)21.3" x (H)33.5"



### LGL-020

(W)20.1" x (D)21.3" x (H)33.5"

**Never suffer through a long meeting in an uncomfortable chair again with this mesh back nesting chair.** This unique chair features mesh back that allows users to gently recline while providing contoured lumbar support. Keep these chairs on hand for use in meetings, training sessions, seminars and in classrooms.

This guest chair features a steel frame, mesh back and 2" thick padded seat in fabric upholstery. The arms provide comfortable support while you sit. When not in use, flip the seat up and nest these chairs together for compact storage. The four all-purpose soft casters make it easy to roll them into storage and pull them out when needed.




### Mesh & Fabric Color Variations

#### Back (Mesh)



LM1



LM2

#### Seat (Fabric)



LF1



LF2



LF3



LF4



LF5



LF6




LF7



LF8



LF9



LF10



LF11



LF12

**Equip your training room or collaboration area with this modern, comfortable stack chair.** The perforated back design adds visual interest and the variety of color options are sure to brighten any space. The two inch dual wheel hooded casters make it easy to pull this chair into a room for a quick meeting. When not in use, this chair can be stacked up to save space.

This chair is constructed with a 15 gauge oval steel frame. The back and seat are high impact polypropylene with injection aluminum alloy back supports. The back features perforations that allow for enhanced circulation and air flow. The radius conforms to your back allowing for slight flexing motion. Adding to the comfort is a contoured, extra wide seat pan that supports up to 300 pounds.



### **LGC-110**

(W)23.2" x (D)21.3" x (H)32.7"



#### **Torsion Bar Tilting**

Adjust right angles for better lumbar support.



#### **Seat Folding**

Folds up to 90-degree for storage.



#### **Nesting**

Easy nesting saves space and energy.



#### **Stacking**

Perpendicular stacking saves extra space and stores more.



### **LGC-120**

(W)20.1" x (D)21.3" x (H)32.7"





### LMS-010

(W)23.4" x (D)22.2" x (H)32.7"~ 36.6"

**These stylish task chairs brings a modern touch to the office.** The clean lines make a simple silhouette that is perfect for an office, conference room or training room. These chairs are attractive, comfortable and a great value, making them the ideal choices.

These chairs feature durable plastic bases with various backs that polypropylene, mesh, or fabric back and support with comfortable fabric seats. They feature adjustable height (32.7"~36.6"H) and tilt lock for your ideal comfort. These chairs are intended for light duty use, up to 8 hours and 200 lb. weight capacity.



### LMS-020

(W)23.4" x (D)22.2" x (H)32.7"~ 36.6"



### LMS-040

(W)23.4" x (D)22.2" x (H)32.7"~ 36.6"

**These chairs are intended for light duty use, up to 8 hours and 200 lb. weight capacity.**



### LMS-030

(W)20.1" x (D)22.2" x (H)32.7"~ 36.6"



Aerial Mesh



Folding Laptop Table

**Have seating available when you need it with these nesting chairs.** These chairs are ideal for use in offices, conference rooms, training rooms or auditoriums. The seat flips up so you can nest multiple chairs together for compact storage. The four casters provide easy movement in and out of storage.



These chairs feature many options as polypropylene, mesh, or fabric back. The lumbar and upper back move and flex to accommodate your body movements. It moves when you do. The arms are made of durable fiberglass reinforced nylon.



**It comes with both casters and glides to best fit the needs of any space it will be used in.**

### Mesh & Fabric Color Variations






Back (Mesh)

LM1

LM2

Seat (Fabric)






LF1

LF2

LF3

LF4

LF5



LF6

LF7

LF8

LF9

LF10

LF11

LF12



**LMS-110**  
(W)23.4" x (D)22.2" x (H)32.4"



**LMS-120**  
(W)23.4" x (D)22.2" x (H)32.4"



**LMS-130**  
(W)20" x (D)22.2" x (H)32.4"

# Cubicle System



**LEES's L-desk workstation is the most attractive option for any office looking to outfit their space with ample desk and storage space for each employee.** Combining pieces from LEES's panel system, desking system and storage units, this set is a beautifully blended solution for any work area. The L-desk design provides plenty of room to spread out, and floor-supported drawer pedestal, overhead storage bin and open shelf all have more than enough room to house personal items and work materials.



## Floor-Supported Drawer Pedestals

FSP24BBF (W)14" X (D)24" x (H)28" FSP24FF (W)14" X (D)24" x (H)28"  
FSP30BBF (W)14" X (D)30" x (H)28" FSP30FF (W)14" X (D)30" x (H)28"  
FSP36BBF (W)14" X (D)36" x (H)28" FSP36FF (W)14" X (D)36" x (H)28"



## Storage Bin

BO24 (W) 24" x (D)13" x (H)15"  
BO30 (W) 30" x (D)13" x (H)15"  
BO36 (W) 36" x (D)13" x (H)15"  
BO42 (W) 42" x (D)13" x (H)15"  
BO48 (W) 48" x (D)13" x (H)15"



## Open Shelf

BS24 (W) 24" x (D)13" x (H)10"  
BS30 (W) 30" x (D)13" x (H)10"  
BS36 (W) 36" x (D)13" x (H)10"  
BS42 (W) 42" x (D)13" x (H)10"  
BS48 (W) 48" x (D)13" x (H)10"  
BS60 (W) 60" x (D)13" x (H)10"

## Laminate Color Variations



## Fabric Covered Panel

8F4218 (W) 18" x (H) 42"  
8F4224 (W) 24" x (H) 42"  
8F4230 (W) 30" x (H) 42"  
8F4236 (W) 36" x (H) 42"  
8F4242 (W) 42" x (H) 42"  
8F4248 (W) 48" x (H) 42"





**Bring a professional and contemporary look to your office with this reception panel workstation.** This reception panel workstation will allow you to effectively help guests easily as they enter your space. The swing door make employee work individually. This versatile unit would also be great if used as a guard station, too. The work surface is 72" wide by 72" deep and includes two pedestal drawers. Each frame section contains a fabric insert held in place with clips.



**Rectangular Worksurface**



**Cubicle Task Lighting**



**Cubicle Power Strip**



### **Swing Door**

constructed with a durable solid and veneer wood finish, and comes with durable casters to help its movement easier even on a carpet. Simple wat to open and close by push and pull. Also, it makes your workstation look contemporary more.



### **Coat Hook for Cubicle System**

It installs easily and had a clean, sterile look that is great for panel workstation



### **Keyboard Tray**

This economical phenolic keyboard platform comes with a swivel mouse tray that can swing completely under the keyboard tray.



## **This panel workstation system configuration provides privacy for individual productivity.**

The work area is 72"x72" and includes a two drawer pedestal with two file drawers and a three drawer pedestal with two utility drawers and one file drawer. Each frame section contains fabric inserts held in place with clips. The inserts can be easily replaced with new fabric, laminate or acrylic inserts for a completely new look.



### **Team B – Cubicle Workstaion**

With the supplementary table, you can create an independent space, enabling the effective joint operation of OA system and the simple consultation for business.

The system is ideally designed for sharing information and conducting joint research operations, allowing independence without being closed, while also promoting ease of conversation and efficiency.

### **Team A – Cubicle Workstaion**

This system enables maintain ideal working environment for users, it enhances intercommunications capacity effectively by utilizing O.A. equipment and office network. Each workstation is equipped with a complete wiring system to effectively cope with network needs and therefore the wireless office space will create a much more pleasant working environment.







**The experience of an aesthetically pleasing surrounding does wonders for everyone and a workspace of LEES's partitions and matching components enhances productivity.** The subtle, contemporary color choices suit most office spaces. This partially open cube design is ideal for an employee who needs privacy yet might need to be easily accessible by other coworkers.



**Manager Cubicle Workstation**

### **Manager & Staff Cubicle Workstation**

LEES offers a clean, streamlined look that complements any office environment. Solid construction keeps it looking new over time. Flexible configuration, component, and finish options make it both striking and practical. And friendly attributes make it easy to configure and easy on your budget while reducing its environmental impact.



**Staff Cubicle Workstation**





**Improve workspace functionality and create more private space within a large room, using our panel wall partition.** Modular, Interlocking frames are easy to set up. And the solid and translucent panels mix and match to fit perfectly into your décor. This panel comes with a top cap and end trim for a finished look. A removable, hinged raceway cover allows easy access for power or data cables, and 2.25" adjustable glides compensate for uneven floors. The rigid, tackable core is covered with anything you want including fabric for attractive look, and the steel verticals along the edges include slotted rails for easy component attachment.



### Chief's Cubicle Workstation

With the goal to be a provider of the office furniture system which is the most convenient and safe, the company has grown into the most reliable manufacturer in Korea, and achieved good reputations with customer satisfactions since 2013. Meanwhile the company has continuously verified excellent quality by acquiring BIFMA certificate from the association for business and institutional furniture manufacturer in USA as well as international certificate ISA9001, 14001.


### Wall Partition System

You can make an entrance to the panel system by stacking up frames, and create a private space by attaching a door. Also, doors can be custom-made with your choice of matching materials and designs to suit your office atmosphere.





**This multi height workstation provides the privacy needed, yet offers an open workstation environment with a bold, panel step down look.** Find the perfect balance of privacy and open space with this unique configuration. The worksurface section contains a high pressure laminate finish with wood grain edge. The panel inserts are held in place with Chrome clips and can be easily replaced with new fabric, laminate or acrylic inserts for a completely new look.



Modular A – Hanging Type

### Modular Workstation

The system, designed for 2-persons team hanging system, is structured to maintain independent privacy and mutual communication among workers by installing low partitions between workstations. Creative expressions may be attained through the high privacy level obtained by utilizing appropriate partitions for space division. Its form facilitates easy and efficient business of information acquisition by supplying sufficient space and convenient features for those workers having to deal with O.A. machines primarily.




Modular B – Standalone Type



Modular C – With Tower Storage



# Panel Supported Workstation



**Create a functional and working office easily when you add this workstation with privacy panels.** Ideal for offices looking to conserve space while still offering employees some privacy, the workstation offers ample work areas with fabric panels. Even you can make them open spaces by changing fabric to glass panels.



## Manager Cubicle Workstation

Work stations have an independent and individual layout to meet the construction of the space for the property of the work, maximizes the efficiency of individuals or specialized work with a variety of partition heights, which creates a positive work atmosphere and creative work space.

We can make any layouts that customer needs. Please do not hesitate to ask us. We can visit your office at any times you want.

## Floor-Supported Drawer Pedestals (BBF/FF)



Fabric Panel



Glass Panel



# Freestanding System



**Steel workstation provides you a simple yet stylish office solution.** Unit is made with scratch and chip resistant powder-coated steel, and high pressure laminated top. Hutches with contoured flip-up doors expand storage space without wasting floor space. LED task lights offer illumination for underneath the overhead cabinets. Available in Legal/Letter/A4 size filing.



Double Pedestal Workstation

**Work in style with this distinctly modern double pedestal desk.** With fully lockable drawers and a tasteful modesty panel, this desk is appropriate for any work space. The 60" / 66" / 72"W work surfaces and ample drawers give you plenty of room to spread out or store documents, supplies and commonly used items.

**This simple but functional L-desk is constructed with a steel chassis and high pressure laminate top for durability and strength.** Great for a office that sees a lot of traffic or work, this L-desk can be placed against a wall or in the open to divide an open work area.



L-Shaped Workstation



Desk Hutch

60", 66", 72", 84" are available in width

## Laminate Color Variations



Beech



Cherry



Dark  
Cherry



Mahogany




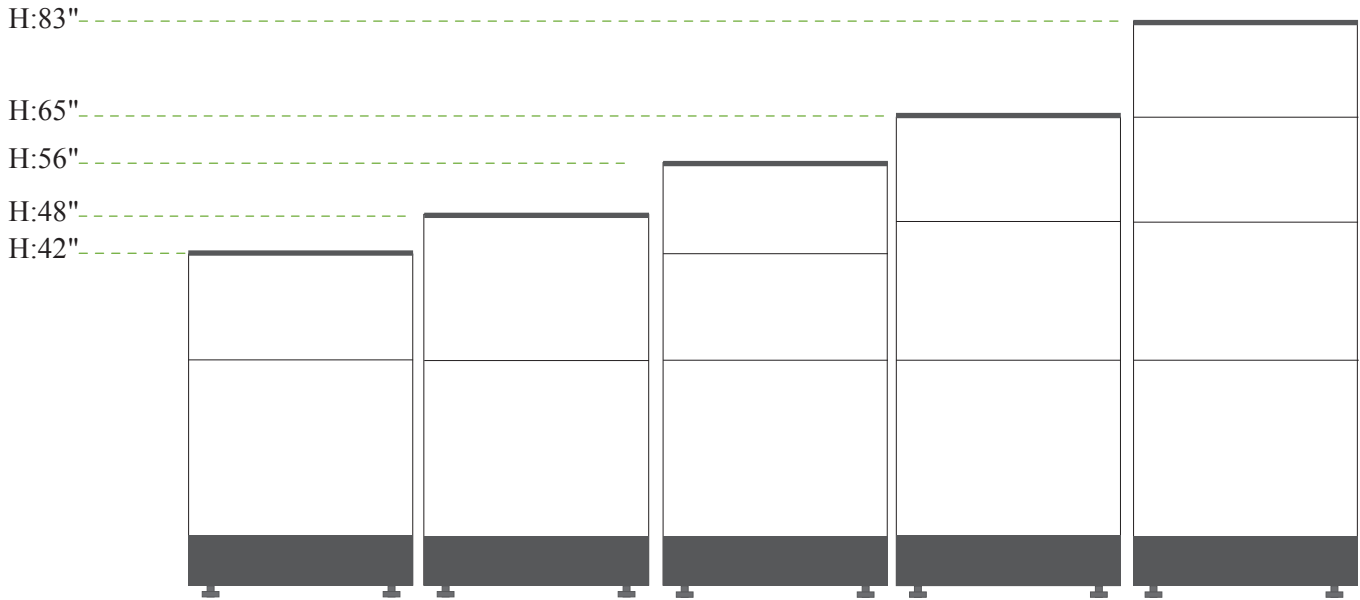
Metallic  
Gray



Walnut

The Panel System, with its main frame made of thick steel structure capable of housing multi power outlets inside, is light and strong and offers five different heights and widths so that it can be easily structured to best satisfy the characteristics of individual employee and office layout needs.

The basic material of panel system is steel, but various other materials including fabric, glass, white board, melamine and functional tiles are available. Attachable/detachable tiles are easy adapted to the structure.



### Fabric Covered Panel

**42"**  
8F4218 (W) 18"×(H) 42"  
8F4224 (W) 24"×(H) 42"  
8F4230 (W) 30"×(H) 42"  
8F4236 (W) 36"×(H) 42"  
8F4242 (W) 42"×(H) 42"  
8F4248 (W) 48"×(H) 42"

**48"**  
8F4818 (W) 18"×(H) 48"  
8F4824 (W) 24"×(H) 48"  
8F4830 (W) 30"×(H) 48"  
8F4836 (W) 36"×(H) 48"  
8F4842 (W) 42"×(H) 48"  
8F4848 (W) 48"×(H) 48"

**56"**  
8F5618 (W) 18"×(H) 56"  
8F5624 (W) 24"×(H) 56"  
8F5630 (W) 30"×(H) 56"  
8F5636 (W) 36"×(H) 56"  
8F5642 (W) 42"×(H) 56"  
8F5648 (W) 48"×(H) 56"

**65"**  
8F6518 (W) 18"×(H) 65"  
8F6524 (W) 24"×(H) 65"  
8F6530 (W) 30"×(H) 65"  
8F6536 (W) 36"×(H) 65"  
8F6542 (W) 42"×(H) 65"  
8F6548 (W) 48"×(H) 65"

**83"**  
8F8318 (W) 18"×(H) 83"  
8F8324 (W) 24"×(H) 83"  
8F8330 (W) 30"×(H) 83"  
8F8336 (W) 36"×(H) 83"  
8F8342 (W) 42"×(H) 83"  
8F8348 (W) 48"×(H) 83"



### Fabric Covered Beltline Panel

**48"**  
8BF4818 (W) 18"×(H) 48"  
8BF4824 (W) 24"×(H) 48"  
8BF4830 (W) 30"×(H) 48"  
8BF4836 (W) 36"×(H) 48"  
8BF4842 (W) 42"×(H) 48"  
8BF4848 (W) 48"×(H) 48"

**56"**  
8BF5618 (W) 18"×(H) 56"  
8BF5624 (W) 24"×(H) 56"  
8BF5630 (W) 30"×(H) 56"  
8BF5636 (W) 36"×(H) 56"  
8BF5642 (W) 42"×(H) 56"  
8BF5648 (W) 48"×(H) 56"

**65"**  
8BF6518 (W) 18"×(H) 65"  
8BF6524 (W) 24"×(H) 65"  
8BF6530 (W) 30"×(H) 65"  
8BF6536 (W) 36"×(H) 65"  
8BF6542 (W) 42"×(H) 65"  
8BF6548 (W) 48"×(H) 65"

**83"**  
8BF8318 (W) 18"×(H) 83"  
8BF8324 (W) 24"×(H) 83"  
8BF8330 (W) 30"×(H) 83"  
8BF8336 (W) 36"×(H) 83"  
8BF8342 (W) 42"×(H) 83"  
8BF8348 (W) 48"×(H) 83"



### Half Glazed Panel Fabric / Clear or Frosted Glass

**48"**  
8GF4818 (W) 18"×(H) 48"  
8GF4824 (W) 24"×(H) 48"  
8GF4830 (W) 30"×(H) 48"  
8GF4836 (W) 36"×(H) 48"  
8GF4842 (W) 42"×(H) 48"  
8GF4848 (W) 48"×(H) 48"

**56"**  
8GF5618 (W) 18"×(H) 56"  
8GF5624 (W) 24"×(H) 56"  
8GF5630 (W) 30"×(H) 56"  
8GF5636 (W) 36"×(H) 56"  
8GF5642 (W) 42"×(H) 56"  
8GF5648 (W) 48"×(H) 56"

**65"**  
8GF6518 (W) 18"×(H) 65"  
8GF6524 (W) 24"×(H) 65"  
8GF6530 (W) 30"×(H) 65"  
8GF6536 (W) 36"×(H) 65"  
8GF6542 (W) 42"×(H) 65"  
8GF6548 (W) 48"×(H) 65"

**83"**  
8GF8318 (W) 18"×(H) 83"  
8GF8324 (W) 24"×(H) 83"  
8GF8330 (W) 30"×(H) 83"  
8GF8336 (W) 36"×(H) 83"  
8GF8342 (W) 42"×(H) 83"  
8GF8348 (W) 48"×(H) 83"



### Half Glazed Beltline Panel Fabric / Clear or Frosted Glass

**48"**  
8GBF4818 (W) 18"×(H) 48"  
8GBF4824 (W) 24"×(H) 48"  
8GBF4830 (W) 30"×(H) 48"  
8GBF4836 (W) 36"×(H) 48"  
8GBF4842 (W) 42"×(H) 48"  
8GBF4848 (W) 48"×(H) 48"

**56"**  
8GBF5618 (W) 18"×(H) 56"  
8GBF5624 (W) 24"×(H) 56"  
8GBF5630 (W) 30"×(H) 56"  
8GBF5636 (W) 36"×(H) 56"  
8GBF5642 (W) 42"×(H) 56"  
8GBF5648 (W) 48"×(H) 56"

**65"**  
8GBF6518 (W) 18"×(H) 65"  
8GBF6524 (W) 24"×(H) 65"  
8GBF6530 (W) 30"×(H) 65"  
8GBF6536 (W) 36"×(H) 65"  
8GBF6542 (W) 42"×(H) 65"  
8GBF6548 (W) 48"×(H) 65"

**83"**  
8GBF8318 (W) 18"×(H) 83"  
8GBF8324 (W) 24"×(H) 83"  
8GBF8330 (W) 30"×(H) 83"  
8GBF8336 (W) 36"×(H) 83"  
8GBF8342 (W) 42"×(H) 83"  
8GBF8348 (W) 48"×(H) 83"

## Panel Segments



**Fabric Covered  
Tackable/Acoustical**

W - 18" ~ 48"  
H - 9", 14", 18", 24"



**Fabric Covered  
Tackable/Acoustical**

W - 18" ~ 48"  
H - 9", 14", 18", 24"



**Fabric Covered  
Tackable/Acoustical**

W - 18" ~ 48"  
H - 14", 18"



**Fabric Covered  
Tackable/Acoustical**

W - 18" ~ 48"  
H - 9", 14", 18", 24"



**Fabric Covered  
Tackable/Acoustical**

W - 18" ~ 48"  
H - 9", 14", 18", 24"



**Fabric Covered  
Tackable/Acoustical**

W - 18" ~ 48"  
H - 9", 14", 18", 24"



**Fabric Covered  
Tackable/Acoustical**

W - 18" ~ 48"  
H - 9", 14", 18", 24"



**Fabric Covered  
Tackable/Acoustical**

W - 18" ~ 48"  
H - 9", 14", 18", 24"



**Fabric Covered  
Tackable/Acoustical**

W - 18" ~ 48"  
H - 9", 14", 18", 24"



**Fabric Covered  
Tackable/Acoustical**

W - 18" ~ 48"  
H - 9", 14", 18", 24"



**Fabric Covered  
Tackable/Acoustical**


W - 18" ~ 48"  
H - 9", 14", 18", 24"

## Panel Connector / End Covers Radius(Aluminum)




**Two Way 90°**

2WPC9042 (H 42")  
2WPC9048 (H 48")  
2WPC9056 (H 56")  
2WPC9065 (H 65")  
2WPC9083 (H 83")



**Three Way**

3WPC42 (H 42")  
3WPC48 (H 48")  
3WPC56 (H 56")  
3WPC65 (H 65")  
3WPC83 (H 83")



**Four Way**

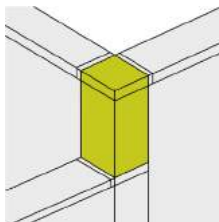
4WPC (H 42"~83")



**End Bar**

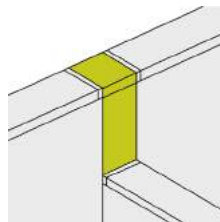
AECK42 (H 42")  
AECK48 (H 48")  
AECK56 (H 56")  
AECK65 (H 65")  
AECK83 (H 83")

## Variable Height Connector / End Covers Radius (Aluminum)



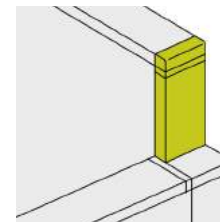
**Two Way 90°**

2WVHP06 (H 42"→ H 48")  
2WVHP18 (H 48"→ H 65",  
H 65"→ H 83")  
2WVHP23 (H 42"→ H 65")  
2WVHP35 (H 48"→ H 83")



**Three Way**

3WVHP06 (H 42"→ H 48")  
3WVHP18 (H 48"→ H 65",  
H 65"→ H 83")  
3WVHP23 (H 42"→ H 65")  
3WVHP35 (H 48"→ H 83")



**End Bar**

VHAECK06 (H 42"→ H 48")  
VHAECK18 (H 48"→ H 65",  
H 65"→ H 83")  
VHAECK23 (H 42"→ H 65")  
VHAECK35 (H 48"→ H 83")

## Storage



**Storage Bin**

BO24 (W) 24" x (D)13" x (H)15"  
BO30 (W) 30" x (D)13" x (H)15"  
BO36 (W) 36" x (D)13" x (H)15"  
BO42 (W) 42" x (D)13" x (H)15"  
BO48 (W) 48" x (D)13" x (H)15"



**Open Shelf**

BS24 (W) 24" x (D)13" x (H)10"  
BS30 (W) 30" x (D)13" x (H)10"  
BS36 (W) 36" x (D)13" x (H)10"  
BS42 (W) 42" x (D)13" x (H)10"  
BS48 (W) 48" x (D)13" x (H)10"  
BS60 (W) 60" x (D)13" x (H)10"



**Hutch**

BH60 (W) 60" x (D)14" x (H)35"  
BH66 (W) 66" x (D)14" x (H)35"  
BH72 (W) 72" x (D)14" x (H)35"



Full-depth pedestals shall be capable of panel or freestanding applications and provide work surface-to-floor support without the need for cosmetic filler panels or end panels.

### Separate Storage space

The steel frame inside of the drawer is split so the space could be used according to the needs using the dividers.

### Storage space

The steel frame of the drawer box is densely arranged with divider holes, which can be divided with divider to create the desired space.

### Filing space

The file drawers are efficiently divided to keep various size of files and documents.

### High quality steel components

Flush mounted drawer fronts with full width drawer pull, 16 gauge, double wall door and drawer construction provides excellent structural integrity. Steel ball bearing slides ensure smooth operation and long life. Full depth file drawers provide maximum filing inches. Powder coated paint finish provides a thick coating and durable finish.



## Features

### Floor-Supported Pedestal Drawers



#### Lateral File

FPM24LF (W) 36"×(D) 24"×(H) 27"  
FPM30LF (W) 36"×(D) 30"×(H) 27"  
FPM36LF (W) 36"×(D) 36"×(H) 27"



#### B/B/F Pedestal Drawer

FSP24BBF (W)14" X (D)24" x (H)28"  
FSP30BBF (W)14" X (D)30" x (H)28"  
FSP36BBF (W)14" X (D)36" x (H)28"



#### F/F Pedestal Drawer

FSP24FF (W)14" X (D)24" x (H)28"  
FSP30FF (W)14" X (D)30" x (H)28"  
FSP36FF (W)14" X (D)36" x (H)28"

### Mobile Pedestal Drawers



LFD0204 (W) 15"×(D) 22"×(H) 28"



LFD0304 (W) 15"×(D) 22"×(H) 28"




LFDS0205 (W) 15"×(D) 22"×(H) 29"



LFDS0305 (W) 15"×(D) 22"×(H) 29"

### Modesty Panel




#### Double Pedestal Modesty Panel

MPDP60 (W) 60"  
MPDP66 (W) 66"  
MPDP72 (W) 72"



#### Single Pedestal Modesty Panel

MPSP60 (W) 60"  
MPSP66 (W) 66"  
MPSP72 (W) 72"



#### Double Pedestal Return Modesty Panel

MPRP42 (W) 42"  
MPRP48 (W) 48"  
MPRP60 (W) 60"



#### Open End Return Modesty Panel

MPOE30 (W) 30"  
MPOE36 (W) 36"



#### U-Bridge Modesty Panel

MPUB36 (W) 36"  
MPUB42 (W) 42"  
MPUB48 (W) 48"

## Worksurface



**Rectangular Worksurface**

SWS2424 (W) 24"×(D) 24" SWS2430 (W) 30"×(D) 24"  
 SWS2436 (W) 36"×(D) 24" SWS2442 (W) 42"×(D) 24"  
 SWS2448 (W) 48"×(D) 24" SWS2460 (W) 60"×(D) 24"  
 SWS2466 (W) 66"×(D) 24" SWS2472 (W) 72"×(D) 24"  
 SWS3024 (W) 24"×(D) 30" SWS3030 (W) 30"×(D) 30"  
 SWS3036 (W) 36"×(D) 30" SWS3042 (W) 42"×(D) 30"  
 SWS3048 (W) 48"×(D) 30" SWS3060 (W) 60"×(D) 30"  
 SWS3066 (W) 66"×(D) 30" SWS3072 (W) 72"×(D) 30"



**Corner Worksurface**

CWS2436 (W) 36"×(D) 24"  
 CWS2442 (W) 42"×(D) 24"  
 CWS2448 (W) 48"×(D) 24"  
 CWS3042 (W) 42"×(D) 30"  
 CWS3048 (W) 48"×(D) 30"



**Peninsula Worksurface**

PWS3060 (W) 60"×(D) 30"  
 PWS3066 (W) 66"×(D) 30"  
 PWS3072 (W) 72"×(D) 30"



**180° Spanner Worksurface**

EWS48 (W) 51"×(D) 27"



**Curved Corner Worksurface**

ECCW2436 (A) 24"×(B) 24"×(C) 36"×(D) 36"  
 ECCW2442 (A) 24"×(B) 24"×(C) 42"×(D) 42"  
 ECCW2448 (A) 24"×(B) 24"×(C) 48"×(D) 48"  
 ECCW2348 (A) 30"×(B) 30"×(C) 36"×(D) 36"  
 ECCW3248 (A) 30"×(B) 30"×(C) 42"×(D) 42"  
 ECCW3048 (A) 30"×(B) 30"×(C) 48"×(D) 48"



**Extended Corner Worksurface (Right)**

ECWS2445R (A) 24"×(B) 24"×(C) 48"×(D) 60"  
 ECWS2446R (A) 24"×(B) 24"×(C) 48"×(D) 72"  
 ECWS2345R (A) 24"×(B) 30"×(C) 48"×(D) 60"  
 ECWS2346R (A) 24"×(B) 30"×(C) 48"×(D) 72"  
 ECWS3245R (A) 30"×(B) 24"×(C) 48"×(D) 60"  
 ECWS3246R (A) 30"×(B) 24"×(C) 48"×(D) 72"  
 ECWS3045R (A) 30"×(B) 30"×(C) 48"×(D) 60"  
 ECWS3046R (A) 30"×(B) 30"×(C) 48"×(D) 72"



**Extended Corner Worksurface (Left)**

ECWS2445L (A) 24"×(B) 24"×(C) 48"×(D) 60"  
 ECWS2446L (A) 24"×(B) 24"×(C) 48"×(D) 72"  
 ECWS2345L (A) 24"×(B) 30"×(C) 48"×(D) 60"  
 ECWS2346L (A) 24"×(B) 30"×(C) 48"×(D) 72"  
 ECWS3245L (A) 30"×(B) 24"×(C) 48"×(D) 60"  
 ECWS3246L (A) 30"×(B) 24"×(C) 48"×(D) 72"  
 ECWS3045L (A) 30"×(B) 30"×(C) 48"×(D) 60"  
 ECWS3046L (A) 30"×(B) 30"×(C) 48"×(D) 72"




**Extended Curved Corner Worksurface (Right)**

ECCWS2345R (A) 24"×(B) 24"×(C) 48"×(D) 60"  
 ECCWS2346R (A) 24"×(B) 24"×(C) 48"×(D) 72"



**Extended Curved Corner Worksurface (Left)**

ECCWS2345L (A) 24"×(B) 24"×(C) 48"×(D) 60"  
 ECCWS2346L (A) 24"×(B) 24"×(C) 48"×(D) 72"



**Extended Peninsula Worksurface**

EPWS2466R (A) 24"×(B) 48"×(C) 66"  
 EPWS2472R (A) 24"×(B) 48"×(C) 72"  
 EPWS2466L (A) 24"×(B) 48"×(C) 66"  
 EPWS2472L (A) 24"×(B) 48"×(C) 72"



**Teardrop Worksurface**

TDWS30 (W) 39"×(D) 30"



**Transaction Worksurface**

TSS24 (W) 24"×(D) 13" TSS48 (W) 48"×(D) 13"  
 TSS30 (W) 30"×(D) 13" TSS60 (W) 60"×(D) 13"  
 TSS36 (W) 36"×(D) 13" TSS72 (W) 72"×(D) 13"  
 TSS42 (W) 42"×(D) 13"



**End Panel Support**

EPSP18 (D) 18"  
 EPSP24 (D) 24"  
 EPSP30 (D) 30"



## Show off a classic style and unsurpassed comfort with this faux leather sofa.

Featuring rich detail with rounded arms and an inviting comfort, this sofa would be a welcome addition to any office. The Classic Sofa is constructed of soft, durable ECO faux leather and genuine hardwoods. Quality features like high density foam ensure an extremely comfortable seating. Your guests and employees will feel right at home.



**Solo Sofa**



**Coffee Table**



**3 Seat Sofa**

NO	Model#	WxDxH
Ⓐ	LLCS-0303A	77"x35"x34"
Ⓑ	LLCS-0101A	43"x35"x34"
Ⓒ	BRNCFF-T	48"x24"x18"





## Bring additional seating for guests in your lobby or lounge with this fabric sofa.

The soft and cushioned design of this sofa makes it a great option for senior living and assisted living facilities. Guests and residents will enjoy the comfort it provides while socializing, reading, watching TV or enjoying other leisure activities. With it's gleaming fleecy profile and roll style this sofa will sure impress your guests or associates.



**Coffee Table**



**Solo Sofa**

NO	Model#	WxDxH
Ⓐ	LSFS-0303	76"x33"x35"
Ⓑ	LSFS-0101	40"x33"x35"
Ⓒ	IMPCFF-T	48"x24"x18"



**3 Seat Sofa**



2 Seat Sofa

**Provide the best of supportive comfort and classic style. Complete with contoured, bucket seats that feature channel tufting and discreet reclining mechanisms.** It makes sitting back and finding your ideal lounging position that much more soothing. The brown leather-look upholstery gives you that luxurious, soft-to-the touch feel you're seeking, without the high price tag. This reclining sofa will provide the high-end comfort you carve at the end of a long day. This will be the best choice for your comfort.



Recliner - Solo



Coffee Table



Recliner - 3 Seat

NO	Model#	WxDxH
Ⓐ	LLCS-0101A	43" x 37" x 40"
Ⓑ	LLCS-0202A	71" x 37" x 40"
Ⓒ	LLCS-0303A	83" x 37" x 40"
Ⓓ	LUXCFF-T	48" x 24" x 18"





3 Seat Sofa

**Offer your guests a seat in this faux leather sofa to leave a positive first impression that will last.** Its good looks and exceptional level of comfort make this sofa an ideal choice for greeting visitors in your office or reception area. This sofa's generously padded seat and soft faux leather upholstery on seated areas allow this sofa to put your visitors in total luxury while they wait or lounge in your lobby. Non-contact areas are artfully upholstered in matching vinyl. Curved armrests are shaped to support the user for additional comfort.



Coffee Table



Solo Sofa

NO	Model#	WxDxH
Ⓐ	LWBN-0101A	42" x 33" x 34"
Ⓑ	LWBN-0202A	65" x 33" x 34"
Ⓒ	LWBN-0303A	76" x 33" x 34"
Ⓓ	MDNCFF-T	48"x24"x18"



2 Seat Sofa





Recliner - 2 Seat

**For a rugged, overstuffed look that fully comforts you when it's time to relax, this reclining sofa offers you and your guests plenty of hospitality.** Whether you're sitting up straight against the channel-tufted, pub back, or lounging on the no-gap chaise pad, you're bound to unwind properly. Upholstered in a light brown microfibre, this reclining sofa will add richness and a soft touch to your office, while retaining a sense of toughness.



Recliner - Solo



Coffee Table



Recliner - 3 Seat

NO	Model#	WxDxH
Ⓐ	LOOP0101A	42" x 38" x 40"
Ⓑ	LOOP0202A	70" x 38" x 40"
Ⓒ	LOOP0303A	83" x 38" x 40"
Ⓓ	LKCT-210	56" x 24" x 18"



**Keep your reception area attractive and hygienic with this gorgeous solid wooden sofa with fabric seat and back.** Its upholstery easily wipes clean, and the unique rectangular wooden frame shows for a contemporary modern look. Detachable and washable foam seat & back cushions make you more hygienic and clean. Solid wooden frame add naturalism, visual warmth and elegance in your office or reception area.



Coffee Table



Solo Sofa

NO	Model#	WxDxH
Ⓐ	LULT0101A	40" x 38" x 39"
Ⓑ	LULT0303A	80" x 38" x 39"
Ⓒ	LZCT-210	48" x 20" x 20"



3 Seat Sofa



# Conference System



**Boat-shaped Conference Table**



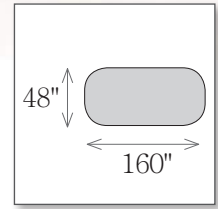
Signature  
3 Line Molding



Auto Power Strip



Hand-crafted  
Wood Edge



Dimension

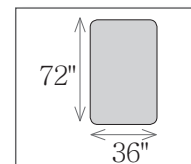
**Create an impressive board room or conference for your clients, staff and guests with this fantastic boat-shaped conference table.** Convenient built-in cable management increase safety by reining in loose cables, and electric flip power strip makes you easy to connect your devices. This conference table is constructed of hand-selected quality wood solids and veneers. This timeless styling mean this table will impress for years to come.



**Rectangular Conference Table**

**Traditional style meets elegant detailing in this 6' rounded rectangular conference table.** Special details on the surface and base make this table stand out and become the focal point of any conference room. Eight people can sit comfortably around this table, making it the perfect spot to brainstorm ideas with a team or present important information.

Special details on the surface and base make this table stand out and become the focal point of any conference room. Eight people can sit comfortably around this table, making it the perfect spot to brainstorm ideas with a team or present important information.



Dimension




Auto Power Strip





**Racetrack Conference Table**



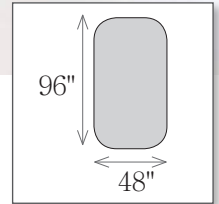
Hand-crafted  
Wood Edge



Auto Power Strip



Hand-crafted  
Molding Pedestal



Dimension

**Our 8' Racetrack Conference Table enables you to design a fantastic conference room setting at an affordable price.** Dedicated conference rooms are essential in today's competitive business climate. Executives, customers and guests appreciate a private area where they feel comfortable having open discussions.

### Guest Chair

NO	Model#	WxDxH
Ⓐ	BRCBB2C160R	160"x48"x31"
Ⓑ	IMPRC072TC	72"x36"x31"
Ⓒ	IMPRT096C	96"x48"x31"
Ⓓ	BRNGTC-A	23"x24"x34"
Ⓔ	IMPGTC-A	23"x24"x34"



- Solid wood finish frame
- Vinyl padded seat and back
- Open arm
- Easy to clean and maintain
- Scratch resistant



- Solid wood finish frame
- Vinyl padded seat
- Button-tufted back
- Open arm
- Easy to clean and maintain



## Rectangular Conference Table



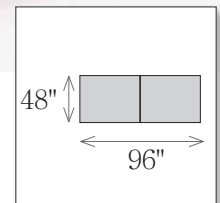
Hand-crafted  
Wood Edge



Hand-crafted  
Molding Pedestal



Auto Power Strip



Dimension

## Bring your style to your space with this Modernity rectangular conference table.

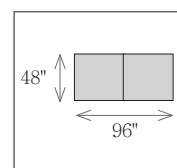
The eye-catching design features a weathered finish with navy solid wood accents. Eight people can sit comfortably around this table. This conference table is constructed with a durable wood veneer and hardwood solid finish that resists scratches and stains. Accenting the pedestals are navy solid wood that gives an unique feel to the piece.



## Rectangular Conference Table

## Dress up your conference room in sleek traditional style.

Genuine veneers and solids adorn this table for a rich, sophisticated look. Detailed molding creates a regal appearance that's sure to impress. The 2" thick table edge ensures lasting durability, and an electric flip power strip keeps the table clear of cords. Combine this 8' table with more 4' conference tables from our exclusive extendable table as your business grows.



Dimension



Auto Power Strip





**Rectangular Conference Table**



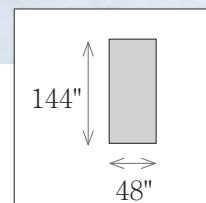
Hand-crafted  
Edge



Auto Power Strip



Signature Triangle  
Pedestal



Dimension

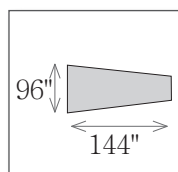
## Form and function come together beautifully with the Luxe 12' conference table.

The table's modular construction makes it easy to transport, set up and adjust to changing group sizes. The Luxe 12' conference table is constructed of hardwood veneers and solids, and has a hand-crafted edge. The 12' tabletop is supported by sturdy signature triangle pedestal, and the convenient built-in electric flipping power strips are included.

NO	Model#	WxDxH
Ⓐ	MDNI96T	96"x48"x31"
Ⓑ	BRNC96T	96"x48"x31"
Ⓒ	LUXY144T	144"x48"x31"
Ⓓ	BRNCUV1C144T	144"x96"x31"



Auto Power Strip



Dimension



**V-shaped Conference Table**





**Round Table**

**Perfect for small conference rooms, this set has the basics needed to make a functional space.** This table has the best styling and quality craftsmanship. Simple, but luxurious details make every piece stand out. The round conference table (31"H x 42" Diameter) is beautifully accented with a single-pedestal base. It features quality construction of select hardwoods and veneers with a 3" thick top. Four people can converse and have meetings comfortably around this table.

**Let the Bronx guest chair speak for itself in your office space.** Traditional styling and generous seating set this guest chair apart. Place it in a reception area or as use it as guest seating in your personal office. Designed create a cohesive, traditional look in your office that will match a multitude of classic designs and decor.

The Bronx guest chair has open arms, and comes complete with faux leather seat and back to add style and a timeless look to this chair. The seat and back are full size for the comfort of your guests.



**Guest Chair**

- Solid wood finish frame
- Vinyl padded seat and back
- Open arm
- Easy to clean and maintain
- Scratch resistant



**Round Table**

- Solid wood finish
- Hand-crafted molding and carving
- Solid wood rectangle base with molding
- 36", 42", 48", 60" are available



**Round Table**

**LEES's 48" Round Table enables you to design a fantastic small meeting room or your office at a reasonable price.** Dedicated meeting rooms are essential in today's competitive business climate.

Executives, customers and guests appreciate a private area where they feel comfortable having open discussions. Plus, the round style promotes easy communication.

Sophisticated appearance of our 48" Round Table will coordinate well with any business environment. Solid wood finished, high-gloss wood veneers on tabletop and base make a quality presentation. Floor-level hardwood trim helps protect the veneer for long-lasting beauty.

NO	Model#	WxDxH
Ⓐ	BRNR42RT	42"x42"x31"
Ⓑ	BRNGTC-A	23"x24"x34"
Ⓒ	IMPR48RT	48"x48"x31"
Ⓓ	IMPGTC-A	23"x24"x34"



**Guest Chair**

- Solid wood finish frame
- Vinyl padded seat
- Button-tufted back
- Open arm
- Easy to clean and maintain



**Round Table**

- Solid wood finish
- Hand-crafted molding and carving
- Solid wood drum base with molding
- 36", 42", 48", 60" are available



**Racetrack Conference Table**

**Employees and guests will enjoy having meetings when they are held around this racetrack or rectangular conference table.** These conference tables will seat many people comfortably. They feature classic simplicity that will complement any style. These conference tables have a laminate finish that will resist scratches and stains.

These conference tables are finished in high performance thermally fused 1" thick laminate that is mar, burn and impact resistant. The base has .75" adjustable glides to compensate for uneven surfaces. A half modesty panel runs between the bases for a professional touch.



**Conference Table – 14 People**



**Conference Table – 6 People**



**Conference Table – 10 People**



**Round Table – 4 People**





## Transform your conference room with our striking table from LEES conference table

**Series.** Combining a stunning design with an array of attractive materials and colors, this table creates a fresh, smart look for your conference and meeting rooms. Additional sizes and shapes are also available. A durable laminate surface resists stains and marring; vinyl edging protects clothing and arms. Thick, 1" top surface of this conference table is enhanced with steel understructure. Its 4" wide steel column legs offer maximum strength and stability. Brushed aluminum finish on the legs adds to the table's overall contemporary design.

NO	Model#	WxDxH
Ⓐ	HENC120RC	120"x48"x30"
Ⓑ	HENC144RC	144"x48"x30"
Ⓒ	HENC196RC	96"x42"x30"
Ⓓ	HENC72RC	72"x36"x30"
Ⓔ	HENC42R	42"x42"x30"
Ⓕ	RCR032C	144"x48"x30"
Ⓖ	RVB024B	120"x48"x30"



**Rectangular Conference Table**

### Laminate Color Variations



# Storage and Filing



**Storage and Credenza**

**Earn office clout with these contemporary executive Imperial Series.** The Imperial wardrobe, half door cabinet and bookcase add function as well as professional appeal to your office. The rich wood solid, veneer and gleaming brass-finish hardware give your space CEO style at an affordable price.



**Wardrobe**



**Bookcase**



**Half Door Cabinet**



**Storage Credenza**

**Elegant, contemporary and modern, this Imperial storage credenza is ideal for executive offices.**

This versatile storage unit features one shelf, four hanging file drawers to maximize your storage space. Use the surface to hold a printer, stack literature or display decorative items. Letter and legal filing are available by using drawer divider.



**Single Door  
Wardrobe**



**Double Door  
Wardrobe**



**Half Glass  
Door Cabinet**

**Get office clout with these traditional executive Bronx Series.** The Bronx wardrobes and a half door cabinet add function as well as professional appeal to your office. The rich wood solid, veneer and gleaming brass-finish hardware give your space high-end style at an affordable price. These wardrobes and a half door cabinet are constructed of hardwood solids and wood veneer. Luxurious moldings, overhanging tops and the brass-finished hardware add to the appeal of this series. The double doored wardrobe features four shelves and a coat hook in the cabinet.

NO	Model#	WxDxH
Ⓐ	IMPWNW36	36"x24"x78"
Ⓑ	IMPB78S2	36"x18"x78"
Ⓒ	IMPB72HD2	36"x18"x78"
Ⓓ	IMPC78R	78"x24"x31"
Ⓔ	BRNWNW22	22"x24"x78"
Ⓕ	BRNWNW36	36"x24"x78"
Ⓖ	BRNB78HG2	36"x20"x78"
Ⓗ	BRNL34FFF	36"x22"x60"
Ⓘ	BRNL32F	36"x20"x31"



### Executive Lateral File

- Solid wood finish with hand-crafted wood edge
- Drawer: Solid wood finish / Lock standard at top right / Drawer pull / Full extension box and file drawer
- Equipped for hanging folders, letter front-to-back, side-to-side or legal filing
- Adjustable leveling glides





**Storage Cabinets**

**Modernity cabinets feature distressed style that is designed to maximize office space while providing essential functionality and flexibility.** This set is quality constructed of hardwood solids and wood veneers in a distressed finish for an eye-catching look that's sure to turn heads in your office.



**Wardrobe**



**Bookcase**



**Half Door Cabinet**



**Storage Crendeza**

**This storage credenza in a distressed finish beautifully expands the file, storage and display space in your office.** Four file drawers can hold both letter- and legal-sized documents and roll out on ball bearing slides. The top door locks for added security. This can be used with U-Shaped desk with hutch.



**Bookcase**



**Wardrobe**



**Half Glass Door Cabinet**

**Storage cabinet set of Luxe series is a transitional furniture design with hardwood solids and veneers.** Vertical fluting, dentil molding and light distressing add character and aesthetic appeal. This series is a great addition to any office and will surely last for generations. Of course, You can buy it separately.

These wardrobe, bookcase and half door cabinet are constructed of hardwood solids and wood veneer. Luxurious moldings, overhanging tops and the brass-finished hardware add to the appeal of this series. The double doored wardrobe features four shelves and a coat hook in the cabinet.

NO	Model#	WxDxH
(A)	MDNEEW22	22"x24"x78"
(B)	MDNM78S2	36"x18"x78"
(C)	MDNG72HD2	36"x18"x78"
(D)	MDNC78R	78"x24"x31"
(E)	LUXB78S2	36"x18"x78"
(F)	LUXHNW36	36"x24"x78"
(G)	LUXB78HG2	36"x20"x78"
(H)	LUXC78R	78"x24"x31"



**Storage Credenza**

**Bring an awe-inspiring new look into your office with this traditional storage credenza.** Luxe series traditional storage credenza is constructed of hardwood solids and veneers with a solid wood base and moldings.



**Storage Credenza**

**Add this storage credenza anywhere in your office that would benefit from extra storage and surface space.** Laminate surfaces protect against scratches and stains while PVC edging prevents any unwanted chips. Two doors and four drawers conceal five separate storage compartments. One adjustable shelf inside doors so this unit can be customized to suit your office's needs. Adjustable leveling glides compensate for uneven floors. Place this storage credenza in your office, conference room, or anywhere needing extra storage space with a professional look.



**Printer Cabinet**



**Lateral File**



**Combo Storage**



**Bookcase**

**Place work materials, resources, decorative accents and more on this attractive laminate bookcase.**

**Bring flexible storage to your space with this storage cabinet.**

This storage cabinet will give you the appearance of built-in cabinetry. Also, we can change it as wardrobe if you want.



**Wardrobe/Storage**





**Bring this laminate storage series to organize your space.** Any office will be complete with this extremely functional unit. The laminate finish won't scratch or stain and will stand up to years of use while keeping its great appearance. File drawers, supply drawers, open shelves and hidden shelves provide you with endless options to organize your space.



#### Stack-on Bookcase

- High pressure laminate finish with wood grain edge
- Easy to clean and maintain / Scratch resistant
- Height adjustable shelves



#### Stack-on Corner Bookcase

- High pressure laminate finish with wood grain edge
- Easy to clean and maintain / Scratch resistant
- Height adjustable shelf

NO	Model#	WxDxH
(A)	HUBC-0072D2	72"x22"x29"
(B)	HUBC36-2L	36"x22"x29"
(C)	HUBL36-2F	36"x22"x29"
(D)	HUBL36-CF	36"x22"x29"
(E)	HUBS-3FN HUBS-5FN	32"x14"x48" 32"x14"x72"
(F)	HUBW-5D	36"x22"x72"
(G)	HUBSS-02D	36"x13"x28"
(H)	HUBCS-01D	32"x32"x22"
(I)	HUBL36-4F	36"x22"x54"



#### 4 Drawer Lateral File

- High pressure laminate with wood grain edge
- Lock standard at bottom right / Drawer pulls
- Equipped for hanging folders, letter front-to-back, side-to-side or legal filing
- Steel ball bearing drawer slides / Full extension file drawer
- Easy to clean and maintain / Scratch resistant
- Height adjustable glides

#### Laminate Color Variations





**Add contemporary style and all the storage you need to an executive office with this** scratch or stain and will stand up to years of use while keeping its great appearance. Open shelves and hidden shelves provide



High Pressure Laminate & Steel



A.B.S. Multi-Edge



Coat Rod in the Cabinet



Height Adjustable Shelf



Height Adjustable Leveler



Core Key Locking System

### Laminate Color Variations



Beech



Cherry



Dark  
Cherry



Mahogany



Metallic  
Gray



Walnut

## 2 Shelves Cabinet



**Doored Cabinet**

LSCD080R  
(W) 32" x (D) 16" x (H) 30"



**Open Cabinet**

LCOS080F  
(W) 32" x (D) 15" x (H) 30"

## 3 Shelves Cabinet



**Doored Cabinet**

LSCD080RR  
(W) 32" x (D) 16" x (H) 42"



**Open Cabinet**

LCOS080FF  
(W) 32" x (D) 15" x (H) 42"



# Storage System

**laminate storage series.** Any office will be complete with this extremely functional unit. The laminate finish won't you with endless options to organize your space.

## 4 Shelves Cabinet



**Doored Cabinet**

LSCD080RRR  
(W) 32"×(D) 16"×(H) 60"



**Open Cabinet**

LCOS080FFF  
(W) 32"×(D) 15"×(H) 60"



**Half Open Cabinet**

LSOC080RRR  
(W) 32"×(D) 16"×(H) 60"



**Half Glass Cabinet**

LSCG080GR  
(W) 32"×(D) 16"×(H) 60"



**Wardrobe(L/R)**

LWC040L/R  
(W) 18"×(D) 16"×(H) 60"

## 5 Shelves Cabinet



**Doored Cabinet**

LSCD080RRR  
(W) 32"×(D) 16"×(H) 72"



**Open Cabinet**

LCOS080FFF  
(W) 32"×(D) 15"×(H) 72"



**Half Open Cabinet**

LSOC080RRR  
(W) 32"×(D) 16"×(H) 72"



**Half Glass Cabinet**

LSCG080GR  
(W) 32"×(D) 16"×(H) 72"



**Wardrobe(L/R)**


LWC050L/R  
(W) 18"×(D) 16"×(H) 72"



## Organize records, paperwork and binders with our steel file

**cabinets.** Great for use in any large or small office or reception area to keep it clean and organized.

Our steel file cabinets feature full extension drawers that ride smoothly and quietly on ball bearing suspension. File is built with a cold rolled steel and has a powder coated finish. An interlock system allows only one drawer to be opened at a time. Holds letter and legal size hanging folders.



### Lateral File



**30" W**  
L30F2 (W) 30"×(D) 18"×(H) 29"  
L30F3 (W) 30"×(D) 18"×(H) 40"  
L30F4 (W) 30"×(D) 18"×(H) 53"  
L30F5 (W) 30"×(D) 18"×(H) 65"

**36" W**  
L36F2 (W) 36"×(D) 18"×(H) 29"  
L36F2 (W) 36"×(D) 18"×(H) 40"  
L36F2 (W) 36"×(D) 18"×(H) 53"  
L36F2 (W) 36"×(D) 18"×(H) 65"

**43" W**  
L42F2 (W) 42"×(D) 18"×(H) 29"  
L42F3 (W) 42"×(D) 18"×(H) 40"  
L42F4 (W) 42"×(D) 18"×(H) 53"  
L42F5 (W) 42"×(D) 18"×(H) 65"

### Vertical File



**24" D**  
LPU24F3 (W) 15"×(D) 24"×(H) 29"  
LPU24F4 (W) 15"×(D) 24"×(H) 40"  
LPU24F5 (W) 15"×(D) 24"×(H) 53"  
LPU24F6 (W) 15"×(D) 24"×(H) 65"

**32" D**  
LPU30F3 (W) 15"×(D) 32"×(H) 29"  
LPU30F4 (W) 15"×(D) 32"×(H) 40"  
LPU30F5 (W) 15"×(D) 32"×(H) 53"  
LPU30F6 (W) 15"×(D) 32"×(H) 65"

This lateral file is combines quality construction, contemporary design and convenient functionality so that it's a valuable asset for your company. The entire unit is secured with a single lock and an interlock system keeps multiple drawers from opening at one time to prevent tipping.

Vertical file efficiently utilizes floor space while providing a dedicated storage area for your paperwork. By using vertical space, the file allows you to free up more floor space.

### Storage Cabinet



**30" W**  
LSD30D2 (W) 30"×(D) 18"×(H) 29"  
LSD30D3 (W) 30"×(D) 18"×(H) 40"  
LSD30D4 (W) 30"×(D) 18"×(H) 53"  
LSD30D5 (W) 30"×(D) 18"×(H) 65"  
LSD30D6 (W) 30"×(D) 18"×(H) 78"

**36" W**  
LSD36D2 (W) 36"×(D) 18"×(H) 29"  
LSD36D3 (W) 36"×(D) 18"×(H) 40"  
LSD36D4 (W) 36"×(D) 18"×(H) 53"  
LSD36D5 (W) 36"×(D) 18"×(H) 65"  
LSD36D6 (W) 36"×(D) 18"×(H) 78"

**43" W**  
LSD42D2 (W) 42"×(D) 18"×(H) 29"  
LSD42D3 (W) 42"×(D) 18"×(H) 40"  
LSD42D4 (W) 42"×(D) 18"×(H) 53"  
LSD42D5 (W) 42"×(D) 18"×(H) 65"  
LSD42D6 (W) 42"×(D) 18"×(H) 78"

### Tower Storage



**Left Handed Type**  
TSF224WL (W) 24"×(D) 24"×(H) 48"  
TSF234WL (W) 24"×(D) 24"×(H) 65"

**Right Handed Type**  
TSF224WR (W) 24"×(D) 24"×(H) 48"  
TSF234WR (W) 24"×(D) 24"×(H) 65"

This cabinet is the perfect addition to offices, employee spaces, or even reception areas. All steel construction makes it sturdy, stable, and durable to stand up to years of use. Powder coated surfaces are scratch and chip resistant to make sure you colors will last.

This two-drawer storage tower cabinet with right hand wardrobe offers a streamlined design with a full-width, visually-aligned front and recessed base. The storage tower provides wardrobe, file drawer and cupboard storage in a single cabinet.

**Quickly add a convenient place for employees to store coats are personal items with our steel lockers.** Featuring an embossed finish, each locker ensures lasting beauty with minimal care. Fingerprints are easily hidden for a cleaner look, and the perforated, ventilated doors will keep contents smelling fresher for longer.



**Single Tier Locker**



**Double Tier Locker**



**Triple Tier Locker**



**Four Tier Locker**

Single tier locker is constructed with a welded steel frame and has die-cast handles that accept padlocks. It has an interior shelf, two side hooks, and a flat bottom. Whether its storing a lunch, purse or change of clothes, this locker will add a welcome level of security so that employees can breathe easy while on the job, knowing that their possessions are secure.

Double tierlocker is the same with the sing tier locker except each locker compartment measures 36"H and has two side hooks and a flat bottom.

Triple tierlocker is the same with the sing tier locker except each locker compartment measures 24"H and has two side hooks and a flat bottom.

Four tierlocker is the same with the sing tier locker except each locker compartment measures 18"H and has two side hooks and a flat bottom.

### Steel Color Variations



Beige



Metallic  
Gray



Dark  
Gray



Black

### Width

### WxDxH

One wide

18"x18"x78"

Three Wide

54"x18"x78"

# Break Room



**Guest Chair & Coffee Table**

**Great for your office, a leisure room or lounge in senior living facilities or assisted living communities, this attractive Imperial series coffee table will add a residential look and feel to your space.** This Imperial series coffee table is distinguished by its elegant hand-crafted and carved detailing. With a rich solids and veneers finish in a deep Mahogany tone and beautiful base, and it will make residents and visitors feel more at ease for the duration of their stay.



**Lateral File**

**Warm, functional and ideal for any office space, contemporary two drawer lateral file can easily hold your important documents.**



**Executive Lateral File**

- Solid wood finish with hand-crafted wood edge
- Drawer: Solid wood finish / Lock standard at top right / Drawer pull / Full extension box and file
- Equipped for hanging folders, letter front-to-back, side-to-side or legal filing
- Solid wood carved legs and molding





**Guest Chair & Coffee Table**

**Make visitors' first impression of your business a great one by creating an inviting and comfortable reception area.** LEES-exclusive Bronx series coffee Table and guest chair were designed to offer popular traditional styling with modular convenience at an affordable price.

With solids and veneers construction, these coffee table and guest chair gives off a professional look and promises years of durability. Add these items to your office or reception area to get visitor's impression.

NO	Model#	WxDxH
Ⓐ	IMPCFF-T	48"x24"x18"
Ⓑ	IMPGTC-A	23"x24"x34"
Ⓒ	VOGIL33FF	36"x20"x31"
Ⓓ	BRNGTC-A	23"x24"x34"
Ⓔ	BRNCFF-T	48"x24"x18"



### Guest Chair


- Solid wood finish frame
- Vinyl padded seat and back
- Open arm
- Easy to clean and maintain
- Scratch resistant



### 2 Seat Guest Chair

- Solid wood finish frame
- Vinyl padded seat and back
- Open arm
- Easy to clean and maintain
- Scratch resistant

### Leather Color Variations





**Table & Chair**

**With Modernity tables and chairs are a handsome accent for a guest lounge area or reception space.** It ties in beautifully with the rest of the Modernity series, to cohesively move employees, clients and visitors through your workspace. It is also an excellent choice for your office, reception area, or a hallway.



**Vertical Type**

### Display Case

- Solid wood finish with hand-crafted wood edge
- Front: Plexiglass doors with wood frame for entry into display case
- Rear: Mirrored glass back / Fixed to solid wood frame
- Side: Mirrored glass side panel / Fixed to solid wood frame
- Height adjustable glass shelves



**Lateral Type**



**Corner Display Case**



**Buffet and Hutch**

**Give your any space an air of elegance with this beautiful corner display case or buffet and hutch set, which features tasteful carving and is finished with brass accents and drawer handles.** The lovely medium oak finish of the set matches any room décor imaginable.

Corner display case helps highlight your most important awards. The hutch shows off your finest china, while the storage in the buffet has space for more dining room items.



**Coffee Table**

**LUXCFF-T**

(W)48" x (D)24" x (H)18"



**Console Table**



**Guest Chair**

**MDNGTC-A**

(W)23" x (D)24" x (H)34"

- Solid wood finish frame
- Vinyl padded seat
- Open wooden back and arm
- Easy to clean and maintain
- Scratch resistant



**End Table**

**LUXETT-T**

(W)24" x (D)24" x (H)24"

- Solid wood with hand-crafted wood edge
- High gloss top surface
- Easy to clean and maintain
- Scratch resistant





**Bar Table and Stool**

**Sturdy and simple, this swivel stool is a great addition to mixed seating breakrooms, cafeterias, or general purpose areas in need of higher seating.** This is a quality piece that will last for years in your facility. Use it in a breakroom, cafeteria - your visitors, staff and patrons will approve. The seat swivels to allow users to comfortably sit, move and exit the stool with ease, and the back offers plenty of support.



**Standard Height A Type**



**Standard Height B Type**



**Counter Height**

**Create a classic look with this bar table and stool set.** Ideal for breakrooms, restaurants, cafés and more, the contrasting colors and clean lines offer a fresh take on seated dining.

The stool with an all-metal frame offers a decorative, but traditional design. One-inch frame and runner bars give this stool strength and stability. Thick, high-density foam seat provides maximum comfort. Cleaning the vinyl is a snap. Simply wipe with a damp cloth. Glides on the stool legs protect floor surfaces. The has a strong laminate top that resists scratches and stains.



**Dining Table and Chairs**

**Outfit your breakroom with function and style when you use LEES's breakroom table and chair set** and let your associates and guests recharge while using our breakroom furniture in your breakroom. 1" thick high pressure laminate table top resists scratches and stains while molding safety edges protect sides.



### Break Room Table

- High pressure laminate finish with wood grain edge
- Powder coated steel finished legs, Pedestal base
- Height adjustable glides
- 36", 42", 48", 60" are available

### Bar Stool



w/o Arms



w/ Arms

NO	Model#	WxDxH
(A)	ECRR0120	48"x48"x30"
(B)	ECRC0090	36"x36"x30"
(C)	ECRT0060	24"x24"x43"
(D)	ECRC0120	48"x48"x30"
(E)	LES-BBS-Y	18"x18"x42"
(F)	LES-BBS-N	22"x22"x42"

### Laminate Color Variations





# Special Use



**Height Adjustable Desk  
BRNU-ADR**



Hand-crafted  
Molding



Controller



Signature  
3 Line Molding



Backside View



Diagonal View

**Vary your day by alternating standing and sitting poses with this executive height adjustable desk.** Finished in the same rich veneers and solids as Bronx series, you can now marry a classic look with modern functionality. This executive height adjustable desk has comprised of hardwood solids and veneers in a rich finish. Three inset utility drawers and two file drawers provide space for small supplies, and the synchronized dual-motor height adjustment is concealed in the desk legs. It also provides four memorizing controller to set each heights. The Bronx height adjustable desk measures 72" or 84"W x 32"D x 24"~48"H.



Lowest Position



Highest Position





## L-Shaped Height Adjustable Desk

**LHA020-LA**

(W)72" x (D)72" x (H)24"~48"

**Add the convenience and versatility to your workspace that's needed for your busy day with this height adjustable desk.** Adjust the height so you can sit or stand within seconds to best complete any project that comes your way. The simple design is sure to complement any type of office space from a collaborative area, home office or private office. This desk will make your day more healthy and active.

This adjustable height desk features steel constructed leg tubing, feet and cross bar. The top is high pressure laminate finish. The flat feet feature adjustable glides for stability. Easily move from sitting to standing (from 24" up to 48"H) with the use of the single motor hex rod drive system. It operates with ease at 1" per second. The surface can support and lift up to 220 pounds.

## Monitor Arm



## Rectangular Height Adjustable Desk

**LHA010-TA**

(W)42"/72" x (D)30" x (H)24"~48"



Single  
**LM001A-S**



Dual  
**LM002A-D**

# Desk Riser



**Add this workstation to your office and enjoy the benefits of a sit stand surface without the hassle of complicated adjustments and installation.** Simply place the Desk Riser station on an open surface and you're ready to go! The small footprint won't overpower your space and it's also economical on your budget. Easily switch from sitting to standing throughout the day by using the lever to lift the surface up to your desired height.



First Level



Gas Cylinder



Non-Slip Pad



Phone & Tablet Holder



Second Level



Third Level

NO	Model#	WxDxH
Ⓐ	LSLT24D	24"x24"/30"x4.5"~17.5"
	LSLT30D	30"x30"/42"x4.5"~17.5"
	LSLT36D	36"x30"/42"x4.5"~17.5"
	LSLT421D	42"x30"/42"x4.5"~17.5"
	LSLT422D	42"x36"/42"x4.5"~17.5"

# Flip-Top



**Increase the work surface in your office with this 72"W x 24"D x 30"H flip-top(nesting) table.** The stylish base and integrated modesty panel make this table a professional choice for your office needs. Designed for efficiency and ease of storage, the flip-top table is a no-nonsense solution to providing a convenient work surface for new trainees, or current employees who need space to work on a project.

The flip-top table is constructed with a 1" high pressure laminate to, secured with 3mm vinyl molded edging to prevent damage. The recessed legs are designed to offer maximum leg room to users, and can easily be placed across from another flip-top unit without leg interference. It rolls easily on dual-wheel casters (two locking) so that rearranging is never an issue. The tabletop flips up towards the front for nesting and storage.



**Flip-Top Table**

NO	Model#	WxDxH
A	LWT0014N	54"x24"x30"
	LWT0016N	60"x24"x30"
	LWT0018N	72"x24"x30"
B	LWT0016C	60"x30"x30"
	LWT0018C	72"x30"x30"



**Nesting Chair**

**LGL-010**  
(W)23.2" x (D)21.3" x (H)33.5"



Flipping motion



Dual-wheel casters  
with Stopper

## Laminate Color Variations







**This folding table and chair set take you outdoor, because outdoor means light weight and sturdy.** Folding Table is made of high-impact polyethylene to make an easy job of transport and set-up. Added UV inhibitors prevent fading and maintain its appearance.



Rectangular  
Folding Table



Round Folding Table



Folding Chair

This folding Chair is lightweight and easy to carry. The chair is made of high-density, waterproof plastic that is resistant to food and liquids that makes cleaning a breeze. This chair is able to be folded and stored with ease.

Available in Speckled White on Black frame. Chair is not only great for outdoor, Also, indoor air quality for offices, homes, schools and healthcare facilities.

NO	Model#	WxDxH
Ⓐ	LBW0018C	72"x30"x29"
Ⓑ	LBW0016C	60"x30"x29"
Ⓒ	LBW0009R LBW0012R	36"x36"x29" 48"x48"x29"
Ⓓ	LBC-020LP	20"x21"x41"



Foldable



Chair Dolly



Gray



Black

**Create a delightful indoor or outdoor dining area with folding table and four chairs set.** Ideal for outdoor break or lunch areas in office buildings, restaurants and more, the table and chairs are stylish enough to upgrade the look of any location.



Folding Table

This aluminum folding tables with H-style legs are rustproof so they are perfect for damp locations, inside or out. High strength aircraft aluminum won't dent, crack, warp or split due to age, heat, moisture, rough handling.

This folding chair features triple bracing for extra strength. It includes double hinges and three double riveted cross-braces that help make this chair last. Backrests are kept from marking up walls with a wall-saver design and leg tips help to protect floors.



Folding Chair



For Table



For Chair





**Bar Chair**  
**LES-MKG-M**  
 (W)17" x (D)18.5" x (H)42"

**Bar Table**  
**ECAV0060**  
 (W)24" x (D)24" x (H)42"

**Break Area**

**Sturdy and simple, this bar table and bar stool set is a great addition to mixed seating breakrooms, cafeterias, or general purpose areas in need of higher seating.**

This is a quality piece that will last for years in your facility. Use it in a breakroom, cafeteria - your visitors, staff and patrons will approve. The seat allows users to comfortably sit, move and exit the stool with ease, and the back offers plenty of support.



• **Bar Table - ECRT0060**  
 (W)24" x (D)24" x (H)43"

• **Bar Chair - LES-BBS-N**  
 (W)17.5" x (D)19" x (H)42"

**Create a classic look with this bar table and stool set.** Ideal for breakrooms, restaurants, cafés and more, the contrasting colors and clean lines offer a fresh take on seated dining.

The stool with an all-metal frame offers a decorative, but traditional design. One-inch frame and runner bars give this stool strength and stability. Thick, high-density foam seat provides maximum comfort. Cleaning the vinyl is a snap. Simply wipe with a damp cloth. Glides on the stool legs protect floor surfaces. The has a strong laminate top that resists scratches and stains.

### Bar Stool

• **LES-BBS-Y (w/o Arms)**  
 (W)18" x (D)18" x (H)42"

• **LES-BBS-N (w/ Arms)**  
 (W)22" x (D)22" x (H)42"



w/ Arms

w/o Arms

### Laminate Color Variations



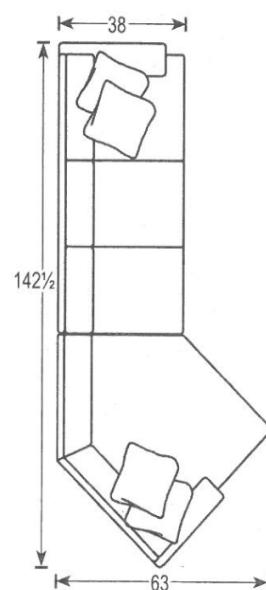
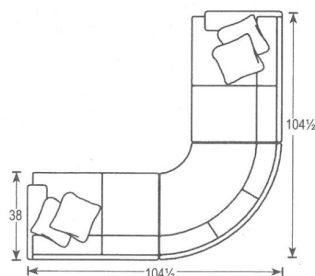
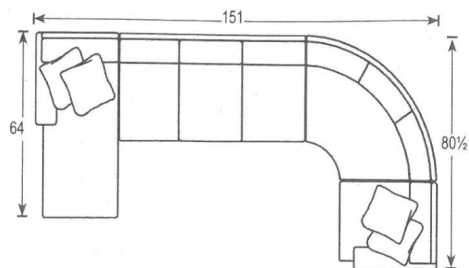
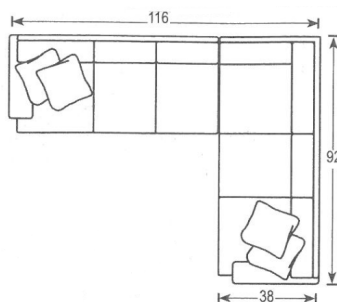
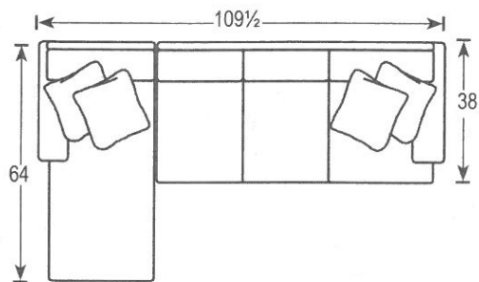




**Perfect for casual reception, lounge and healthcare settings, this affordable soft seating invites informal gatherings and relaxed interaction.** This set is ideal for collaborating, socializing or just getting away from your desk. It is perfect for any contemporary open space.

Use this set to create the perfect seating configuration for your space. LEES can arrange any space you want. Sturdy construction ensures that you will enjoy this furniture for many years. Anti-Microbial vinyl upholstery cleans with mild detergent and water.

## Conceptional Layout



# Library



Book Shelves



Adjustable Glides



**Warm, functional and ideal for any office space, the contemporary Oak bookcase can easily hold your literature or work materials.** Use it as a stand-alone item, or pair it with other pieces from this contemporary Oak bookcase for a cohesive look.

The contemporary Oak bookcase is constructed with hardwood solids and veneers. It features five adjustable shelves. Each shelf is .75" thick and has a 75 pound load capacity. The back of the bookcase is finished too and it has its levelers to adjust height on the ground.



Book Shelf



Study Carrel



Book Cart

**Study carrel desk is Perfect for Library where privacy is needed! Includes a pull-out keyboard tray**

NO	Model#	WxDxH
Ⓐ	(Sing Sided)	
	LBSBS-66S	36"x12"x66"
	LBSBS-66S	36"x12"x83"
	(Double Sided)	
	LBSBS-66S	36"x22"x66"
	LBSBS-66S	36"x22"x83"
Ⓑ	LSTCC-36D	36"x24"x42"
Ⓒ	LMBC-010	36"x18"x42"



# School



Flipping Motion



Nesting



## Keep in your mind just two things of school furniture are safe, and easy to organize.

Our stackable desks and chairs turn any space into an effective learning environment that can quickly transition from classroom lectures to collaborative discussions.

Those desks can be used as a simple desk or also as a training table. Two legs feature casters, while the other legs have adjustable leg glides allowing the desk to work in almost any application.

Also, another desk with drawers is built with a mar-proof high pressure laminate top. The perforated metal modesty panel offers a sleek, modern take on a classic metal desk. Table desk features a pencil drawers for storage of simple supplies.



Single



Double



w/o Arms  
Nesting Chair



w/ Arms  
Nesting Chair

NO	Model#	WxDxH
Ⓐ	LGGH-09MP	32"x 24" x 49"
Ⓑ	LGGH-09HA	62" x 24" x 49"
Ⓒ	LMS-120	23.4"x22.2"x32.4"
Ⓓ	LMS-110	23.4"x22.2"x32.4"



# Board



**White Board**

**Portable White Board**

**Outfit your space with an eye popping board that guests and associates will love when you add this whiteboard.** This board is great for any conference, breakroom or training room that will be sure to catch the eye of any associate or guest. This board complements any décor and creates an unobstructed writing surface. Also, you can make it mobile with its stand.



**Cork Board**

**Make your notice wall with this cork board.** This stylish all-natural cork bulletin board looks great in any school and lasts much longer than cork boards found elsewhere.

Push pins, staples, or tacks can be inserted easily and hold firmly. Natural cork is self healing, and will maintain its smooth, attractive appearance for years. Warm oak grain frame fits in with any decor.

**Close doors if you don't want to see or hide something on your board.** Two-doored board opens up to reveal a white, magnetic, non-ghosting, dry-erase board. Sculpted lower tray holds markers, erasers, etc. Includes tackable light tan interior door inserts. Full-height brass hinge on wood veneer doors.



**Visual Board**

# Roller Shade



**Get better control of your office's temperature while preserving your view with these various roller shades.**

**shades.** Our roller shades are great for all work spaces, eliminating nearly all sunlight from entering your room, while lending the look of sleek custom shades. An wired chain continuous cord loop makes it easy to raise and lower even wide, heavy shades. With rust-proof, easy to clean materials and durable weaves, these shades can last for years.



White





Brown



Black



Wine



**Wooden Shade**

**Add a touch of outdoors inspired style to your design scheme with our Wooden blind.**

This blind will instantly draw attention to the window with its confident colorings, or treacle if you will. With subtle graining this blind echoes the beauty of wood with robust practicality too.

This blind will be a feature in any room or office; it will coordinate with wood furniture beautifully or add a warm and cozy edge to a space with lighter coloring.

# Dormitory



**Dormitory Furniture**

**LEES's dormitory furniture is designed with the best safety and security benefits to protect and care for the well being of people in dormitories.** The captain bed has five space for any item on its headboard, and six drawers under bed. The writing desk features three drawers with matching chair or two positioned chair. All of these items is made solids and veneers finished.



**Captain Bed**



**Book Shelf**



**Under Bed Drawers**



**Writing Desk**



**Desk Chair**



**Two Position Chair**





## Dining Furniture

**Create an upscale dining environment in your assisted living facility.** LEES's traditional dining table has a cabriole leg design creating an elegant and refined look for your dining room. Solid wood frame that comes in a variety of finishes. Place matching finish dining chair shown above around the table.



**Extendable Dining Table**

**Give your dining space an air of elegance with this beautiful buffet and hutch set, which features tasteful carving and is finished with brass accents and drawer handles.** The lovely medium oak finish of the set matches any dining room décor imaginable. The hutch shows off your finest china, while the storage in the buffet has space for more dining room items.



**Railing System**



**Extended**



**Chair**



**Buffet and Hutch**



# Schedule

contract 47QSCA18D000V

## General Services Administration

### Federal Supply Service / Authorized Federal Supply Schedule Price List

On-line access to contract ordering information, terms and conditions, up-to-date pricing, and the option to create an electronic delivery order are available through GSA Advantage!, a menu-driven database system. The Internet address GSA Advantage! is:

**Contract Number:** 47QSCA18D000V

**FSC Code:** 7105 / 7110

**Special Item Number:** 711-98 / 71-298 / 71-398

**Contract Period:** August 28, 2018 through August 27, 2023

**Contract Holder:** LEES CO., LTD.; 181-9 Sannam-ro, Paju-si, Kyonggi-do, Korea 10882

For more information on ordering from Federal Supply Schedules, click on the FSS Schedules button at [www.gsa.gov](http://www.gsa.gov)  
[www.gsaadvantage.gov](http://www.gsaadvantage.gov)

**1. Special Item Number(SIN):**

711-98 International Office Furniture

71-298 International Residential, Dormitory,  
and Quarters Furniture Products

71-398 International Special Use Furniture  
Products

**2. Maximum Order:** \$1,000,000.00

**3. Minimum Order:** \$125.00

**4. Geographic Coverage:**

Non U.S (South Korea, Japan, and Okinawa)

**5. Point of Production:** South Korea

**6. Discount from List Prices:**

All prices are Net on schedule 47QSCA18D000V

**7. Quantity Discounts:** None

**8. Prompt Payment Discounts:**

1% if Payment is made in 10 days – Net 30 days

**9a. Government Purchase Cards** are accepted  
at or below the Micro-purchase threshold

**9b. Government Purchase Cards** are accepted  
above the Micro-purchase threshold

**10. Foreign Item:** None

**11a. Time of Delivery:**

30 Days ARO inside of Korea

90 Days ARO outside of Korea

**11b. Expedited Delivery:** Please call at  
+82-31-943-3694

**11c. Overnight and 2-Day Delivery:** Please call at  
+82-31-943-3694

**11d. Urgent Requirements:** Please call at  
+82-31-943-3694

**12. FOB Points:**

FOB Destination inside of Korea

FOB Origin, Prepay and Add outside of Korea

**13a. Ordering Address:**

Address: 181-9 Sannam-ro, Paju-si, Kyonggi-do,  
Korea 10882

**13b. Ordering Procedures:** For supplies and services,  
the ordering procedures, information on Blanket  
Purchase Agreements(BPA's) are found in Federal  
Acquisition Regulation(FAR)8.405-3

**14. Payment Address:** 181-9 Sannam-ro, Paju-si,  
Kyonggi-do, Korea 10882



LEES CO., LTD.

**15. Warranty Provision:**

LEES CO., LTD.'s standard warranty is 10 years against defects in manufacturing and workmanship

**16. Export Packing Charge:** Not Applicable

**17. Terms and Conditions of Government Purchase Card:**

Government purchase cards are accepted for all orders

**18. Terms and Conditions of Rental, Maintenance, and Repair:** Not Applicable

**19. Terms and Conditions of Installation:**  
Not Applicable

**20. Terms and Conditions of Repair parts indicating date of parts price lists and any discount from list prices:**

Not Applicable

**20a. Terms and Conditions for any other services:**  
Not Applicable

**21. List of Service and Distribution points:**  
Not Applicable

**22. List of Participating Dealers:** Not Applicable

**23. Preventive Maintenance:** Not Applicable

**24a. Special Attributes such as Environmental Attributes:**  
Not Applicable

**24b. Section 508 Compliance for EIT:**  
Not Applicable

**25. Data Universal Number System(DUNS) Number:**  
689605238

**26. Notification regarding registration in System for Award Management(SAM) database:**  
Registration valid until August 19, 2019 and will be updated annually

**LOCATION**

181-9 Sannam-ro, Paju-si, Kyonggi, 10882  
South Korea

**CONTACT**

TEL: +82-31-943-3694  
FAX: +82-31-944-8715  
EMAIL: leenbricks@gmail.com  
WEB: www.leescompany.com

**BUSINESS HOURS**

**Monday-Friday:**

07:30 a.m. ~ 21:00 p.m.  
(Korea/Japan Standard Time)

**Saturday and Sunday:**

Please call at +82-31-943-3694

**PERSON IN CHARGE FOR SALES**

**TAIMO LEE** / General Manager

TEL: +82-31-943-3694  
CELL: +82-10-4107-7297  
EMAIL: leenbricks@gmail.com

**JISOO KIM** / Assistant Manager

TEL: +82-31-943-3694  
CELL: +82-10-4412-2210  
EMAIL: leenbricks.js@gmail.com

**CERTIFICATION**



- ANSI/BIFMA X5.1 2017  
GENERAL PURPOSE OFFICE CHAIRS
- ANSI/BIFMA X5.5 2014  
DESK PRODUCTS
- ANSI/BIFMA X5.6 2016  
PANEL SYSTEMS
- ANSI/BIFMA X5.9 2012  
STORAGE UNIT





*Simply Beautiful... Simply Useful...  
Your Ultimate Office Source...*



**ORDER NOW +82-31-943-3694**  
**[www.leescompany.com](http://www.leescompany.com)**



181-9 Sannam-ro, Paju-si, Kyonggi-do, South Korea 10882  
TEL. +8231-943-3694 FAX. +82-31-944-8715  
EMAIL. [leenbricks@gmail.com](mailto:leenbricks@gmail.com)